FUJI Elevator

Warning



富士エレベーター会社
FUJI Elevator Company

FUJI

FUJI High Technology

Smooth start, Quick and quiet Moving

FUJI Control System

FUJI Elevator, Advanced Technology, Smooth Start, Quiet Moving

FUJI VVVF drive ensures FUJI Elevator operate more smoothly. Nice noise control brings passenger pleasant riding experience.
The start, acceleration, brake curves are designed according to the ergonomic theory in order to get the finest coziness. It is a genuine current vector control variable frequency drive system.
The permanent magnetic synchronous drive saves up to 86% in energy consumption.
The professional intelligent group control management system can control 8 elevators. The advanced artificial intelligent and traffic flow database technology increases greatly the traffic efficiency thus minimizes the waiting time.

Permanent Magnet Synchronous Gearless Traction Machine

We choose rare earth material and fully combine coaxial transmission technology and digital variable frequency technology with group computer combined control technology. With less running cost & less energy dissipated. Compared with the ordinary and traditional technology, gearless traction machine can save more than 46% of the energy. Gearless traction machine needs no renewal of lubricant. Without grease pollution, low noise, quiet & natural.

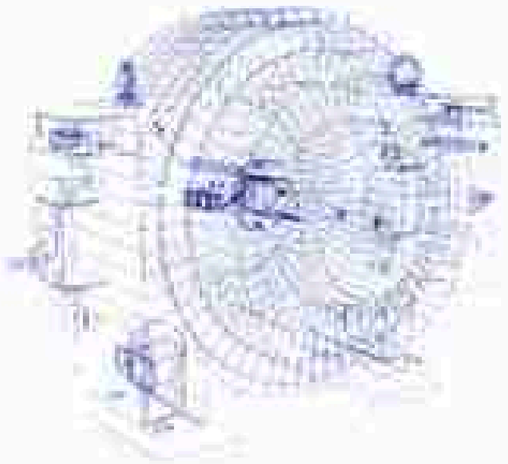

High Precision Positioning Control System

Car displacement tracking technology ensures the landing safety. Car displacement detection technology with high accuracy makes almost perfect leveling between the car and the landing level.

Panasonic Top Advanced Door Operator System

FUJI Elevator applies the advanced Panasonic VVVF variable voltage and variable frequency control technology to the elevator door operator system so as to ensure the smooth elevator door and quiet switch. What is more, the self-learning door lock detector increases the sensitivity of the elevator door switching on/off. It monitors the operation of elevator door lock on every floor. Automatically rectifying the most appropriate door shut speed in every floor so as to guarantee the security and reliability.

FUJI Elevator

INDUSTRIAL INTELLIGENT OF 4.0 FACTORY SET SAIL

FUJI Elevator

富士エレベーター











International Top Equipments









As the largest and the most advanced machine equipment of the modern large manufacturing base in Zhejiang Province, company introduced SHUTTERS and a series of the world's leading fully automated production lines, will be fully implemented 4.0 intelligent manufacturing industry also reveals the enterprise in the field of "machine substitution" solid results.















Introducing International top equipments and make "made in china" affect the world



FUJI Factory Profile

With the Great Wanxiao effort, FUJI Elevator embarks on a fresh chapter.
The massive, intelligent A3 plant has cost US$130 million investment, includes 80,000 square meters of workshop and 18,000 square meters of office, equipped with the advanced Germanic and Italian full-automatic metal plate production equipments.











Cabin Production Line



Doors Production Line





FUJI Factory Profile





Escalator / Moving walks Production Line









FUJI Factory Profile

The 4th plant to activated, this plant have total investment of US$120 million, which including 80,000 square meters of workshop and 18,000 square meters of office.







Delivery Area











FUJI Factory Profile

FUJI ELEVATOR owns the powerful integrated manufacturing ability. The products apply the core parts of independent R&D and production. It effectively ensures the top-level quality of products in the entire elevator production process from inside to outside and realizes full-industrial chain manufacturing with the core elevator technology.



FUJI Motors

Permanent Magnet Synchronous Gearless Traction Machine
FUJI Intellectual Control System







FUJI Elevator
富士エレベーター

- Precise & Exquisite
- Energy-Efficient
- Versatile and Economical
- User-Friendly



Complete core component industry chain

FUJI can develop and produce almost all elevator and escalator parts. FUJI has built a complete elevator manufacturing chain covering control systems, traction machines, door operator systems, upper and bottom drive systems, industrial design, parts, metal plates and residual bars. highly Accurate and Efficient is the Quality Management and Core Control.



Electric Assembly **Workshop**





FUJI Intelligence System

FUJI Intellectual Control System

Fuji intellectual control system accurately measure the position of car during the operation of elevator. The real time calculation of the system can make sure the best running time always. While the elevator acceleration, deceleration and braking, it will be more steady, the running time for each floor will be less, the leveling accuracy improved, and bring superior riding comfort.

FUJI Digital Inverter Technology

Advanced vector conversion technology, according to human body riding comfort, it will take real-time speed adjustment. Advanced high-speed digital signal processing system can increase the sensitivity of the speed control of the traction machine, which will minimize the elevator vibration. The newest real-motion control technology can make the elevator operates quietly and steadily.





FUJI Permanent Magnet Synchronous Gearless Traction Machine

With the strong capabilities in designing, developing and manufacturing, FUJI aims at the diversified needs of clients and the various regional lift markets in drawing the products in accordance with the diverse characters, such as Asia Series, Europe Series, and North America Series, etc. Combining target market's feature, FUJI continuously introduces, develops and investigates, to endure industry-leading technologies and products all the time.



Panasonic Door Operator System

Panasonic variable frequency door machine can freely adjust door opening/closing speed.
It is equipped with self-study function, it intensely sets the optimized running curve with the convenient adjustment.
It owns the excellent closed loop control, instant control to the running speed and position, traditional travel switch software.

Door System with Multiple Protection Functions

- Door detection sensor
- Detection sensor in car door range
- Light curtain door sensor with door prompt signal
- Limit detector



Best Running Cozy





Running Speed Curve

Industry-Leading Technologies



FUJI Intelligence System

Integral control system represents the developing orientation of the elevator control system. It is new generation intellectual vector type integral control system. It covers absence control, direct parking, closed-loop vector control technology, CANBUS communication technology, multi-CPU running technology and applied IC and assembly language programming. It perfectly combines the contemporary industrial control technology, communication technology and traditional elevator. Compared with the traditional elevator control, it brings about the higher size performance and the more convenient maintenance.

Group Control Managing System

Group control managing system is that multi same model elevator groups are controlled in use, the elevator groups can automatically choose the most appropriate response. It avoids the repeated elevator parking, reduces the passengers' waiting time and improving the travel efficiency.

Photocell Protection

FUJI elevator utilizes the sensitive and concentrative infrared ray photocell to form optical curtain protection safely net at the entrance of the elevator. It sensitively reacts to any person or object that enters into the probe zone freely entering in & out with high security.

Automatic Lighting of LED Energy-saving Lamp

We use energy-saving LED lamp. When nobody uses the elevator, the lighting in the car will turn off automatically & automatically turn on once receiving any calling commands. Saving the electricity energy consumption sufficiently.

Electromagnetic Compatibility Without Interference with Each Other

FUJI passenger elevator control system fully abides by the relevant electro-magnetic compatibility standard, removes the electro-magnetic pollution, effectively prevents from the electromagnetic wave interference between the elevator signals and various possible electrical equipments in the building.

Voice System

Under normal running arrival, report the floor that is about to arrive by utilizing the voice device, before elevator door closing, voice device will forward next running floor, making the movement harmonious and natural.







FUJI Elevator
富士エレベーター

1 Permanent Magnet Synchronous Gearless Traction Machine

We choose rare earth material and fully combine coaxial transmission technology and digital variable frequency technology with group computer combined control technology. With less running cost & less energy dissipated. Compared with the ordinary and traditional technology, gearless traction machine can save more than 37% of the energy. Gearless traction machine needs no renewal of lubricant. Without grease pollution, low noise, quiet & natural.

2 Permanent Magnet Synchronous Gearless Traction Machine

Stay far away from city noise, enjoy a green space(Optional)

The peaceful running is below 50DB. It is obviously lower than the standard in the same industry. It greatly enhances the noise performance. It adopts no vibration humane design, inner-rotor horizontal structure, high length-diameter ratio, the more reasonable structure, the more smooth operation, low braking noise, regulation-free clearance, low running temperature-rise, the longer service life, wheel bulk, light weight, space saving, the more convenient installation.





Enjoy
A Green
Space



FUJI Elevator
富士エレベーター

Small Machine Room
Passenger Elevator

FUJI small machine room passenger elevator may has about 60%–70% of the traditional machine room. It greatly saves the building space and materials. Control cabinet in machine room is designed into single face inspection layout. The hoist bearing beam can also be used as fitch plate. It largely saves the machine room space. Compared with the traditional elevators, under the premise of ensuring the maximum operation space which is adjusted by the national standard, it effectively controls the machine room height. The interior space effect grants more freedom for the architects. It expands the (edge) space utilization to the construction, perfectly merges the well space with the architecture style.

Less Space, Faster Construction

Compared with FUJI small machine room elevator, machine room is only an extension of the elevator well. It brings about the more convenient installation, the lower cost as well.

Impressive Energy Savings

Compared with the traditional traction machine, FUJI small machine room elevator consumed less energy and brings about low loss in heat energy as well.





Machine Roomless
Passenger Elevator

FUJI machine roomless passenger elevator cancels the machine room, reduces total area of the elevator equipment and flexibly utilizes the effective space. It has the stronger contemporary sense and the more beautiful construction outline.
The hoist and control device are designed at the shaft top to prevent from occasional water inlet in the shaft which damages the drive device. In this way, it guarantees a highly reliable system.

Blended Into the Construction, Easily and Leisurely

FUJI machine roomless passenger elevator need only one independent hoistway and do not need the presence of machine rooms. The architects and developers are allowed to conduct designing in a freer way.



We cancel the machine room is freely design the shaft position. We can flexibly and effectively apply the top space that is prepared for machine room.



Project Achievements

Asia


Muscat International Airport, Oman


ITC PLAZA, Karachi, Pakistan


MONGORIA-IRIN Town, Mongolia


Sarai Shar Model Town, Pakistan


Pattaya Hotel, Thailand


Astro Complex, Saudi Arabia


Ayyar Chan Thar Executive Condominium, Myanmar


Aziziya Mall, Riyadh, Saudi Arabia


BAGHDAD-PALESTINE STR, Iraq


ARB Centre Islamabad, Islamabad, Pakistan


Burj Hussein Fuji Escalators, Karachi, Pakistan


AL NAFOORA, UAE


Hyatt Regency Kinabalu, Beaufort, Malaysia


Al-Mansur Mall, Baghdad, Iraq


Eastern Visayas Regional Medical Center, Philippines


Gloria Complex, Riyadh, Saudi Arabia


QMS TOWER, Hanoi, Vietnam


Pertamina building cikoyak, Jakarta, Indonesia


HILTON Hotel, Philippines


Rayre Hotel, Lahore, Pakistan


Lase-Lake PhaThatLuang Shopping Plaza, Vientiane


Lase-PhaThatLuang Lake, Vientiane


MotherMyoMuni, MawleMyoing, Myanmar


Mr.Faisal's Consult, Karachi, Pakistan


New Dawn Hotel Philippines


The Manor, Kuala Lumpur, Malaysia


NEW CITY ARCADEWell, Islamabad, Pakistan


New City Tower, Laos, Vientiane


Near Shopping Center, Iraq


Carlitos Holdings, Quezon City, Philippines


Rajamangala University of Technology Krungthep, Bangkok, Thailand


Republic of Lebanon


ROYAL HOME, Karachi, Pakistan


SOUTH CITY, Karachi, Pakistan


The Bridge Cambodia, Cambodia

Africa


Aliadamon-Aliadamon Bank, Africa


Bank of Sudan, Sudan


Sudan-Sundanese Pipe Line Petroleum, Sudan


Mazzini Tower, Tanzania


Sudan-Central Bank of Sudan, Sudan


Blossom Plaza, Guku Abuja, Nigeria


SAMOA Taleb Building, Gambia


Nairobi University, Kenya


Panari Hotel Five Star Hotel, Nairobi, Kenya


Presidential palace of South Sudan, Sudan


President's House, Juba, South Sudan


Sudan-Office Building, Sudan


Sudan-Sudanese Agriculture Bank,Sudan


UGANDA-Ministry Of Industry Building, Uganda


Sudan-Alcala Plaza, Sudan

Europe


ALBANIA-The Bank of ALBANIA


Elia Shyty, Tirana, Albania


LDD Zelzley-Russia


RUSSIA-Residential Quarters, Russia


SPAIN-Staff Dormitory, Spain


UKRAINE-Ukraine, Mykolaiv, Typoch, Ukraine

America


Brazilian International Airport, Brazil


Centro Comercial Parque La Colina, Bogota, Colombia


Centro Comercial Fontanar, Bogota, Colombia


Oscar Freire Building, Sao Paulo, Brazil


Panama-colonia De Bellavista, Panama city, Panama


Sotha, Bogota, Colombia


Wei Shipeol, Australia


Manicure Suite Hotel, Colombia

China


Zhejiang Changning Global Center


Ningbo Wahuan International Home Plaza


Chongqing Museum of Natural History


Shandong Wujiangzhuang Rosettlement Housing


Shanghai Wuxiang Bank of China


Fenghe's Government of Danau Tongjing County


Hangzhou Yanjing International


Aerial View of Lu'an Golden Bull


Shanghai Bangang Group


Jinzhai No.1 Middle School New Campus

Passenger
Elevator



Standard
Configuration

We apply one style of FUJI hairline stainless steel cut with the distinctive tilting to create the strong visual impact and bright & modern flavor.



Landing door and jamb: hairline stainless steel is adopted for the first floor and painted steel plate is applied for other floors.



HD-DTA01

Diamond silver painted steel with acrylic photo board

HD-JX12

Ceiling
Diamond silver painted steel with acrylic photo board (HD-DTA01)

Operating panel
Integrated operating panel

Car wall
Hairline stainless steel

Flooring
Standard PVC (FJ-8001)
optional marbles

Car door
Hairline stainless steel



Optional
Configuration



FJ-JX12-1A

Car ceiling	Mirror stainless steel frame, lamp with LED lighting (HD-CT61(A))
C.O.P	Embedded type
Car wall	Stainless steel hairline on both sides, combination of stainless steel hairline and etched mirror at rear wall
Floor	Standard PVC (optional marble)
Car door	Hairline stainless steel



HD-JX12-1

Car ceiling	Mirror stainless steel frameless, acrylic panel (slim fit type) in the middle and panels framing illumination (4 built-in LEDs (HD-CT60))
Car wall	Stainless steel hairline on both sides, combination of stainless steel hairline and etched mirror at rear wall
Floor	Standard PVC (optional marble)
Car door	Hairline stainless steel



HD-JX12-4

Car ceiling	Stainless steel mirror frame plate in combination to rectangle matte translucent light panel. The soft lighting design of evolved angle light passing inward at in the middle part (HD-CT 631)
Car wall	Stainless steel hairline on both sides, combination of stainless steel hairline and stainless mirror at rear wall
Floor	Standard PVC (optional marble)
Car door	Hairline stainless steel



HD-JX12-6

Car ceiling	Mirror mounted metal mesh finish board and halogen lamp combining for soft illumination design (HD-CT631(A))
Car wall	Stainless steel hairline on both sides, combination of stainless steel hairline and stylish mirror at rear wall
Floor	Standard PVC (optional marble)
Car door	Hairline stainless steel

Sweet prompt Mirror car feels wonderfully. Please do not touch it and leave your fingerprints in mirror (ex: Thanks)

Sweet prompt Mirror car feels wonderfully. Please do not touch it and leave your fingerprints in mirror (ex: Thanks)

Optional Configuration



HD-JX12-7

Car ceiling	Stainless steel frame in middle, white transparent board on both sides of the wall lighting design, two sides made of stainless steel (HD-JT10)
Car wall	Two sides hairline stainless steel, the middle of rear wall panel stainless steel
Floor	Standard PVC (optional marble)



HD-JX12A

Car ceiling	Diamond silver polished steel with acrylic plastic board (HD-DTA01)
Car wall	Hairline stainless steel, base wall glass in the middle
Handrail	Stainless steel flat handrail
Floor	Standard PVC (optional marble)

Good promise: Mirror car feels wonderfully. Please do not touch it and leave your fingerprints in mirror car. Thanks.

Optional Matching



HD-JX12-60

Car ceiling	Black titanium mirror stainless steel, acrylic plastic board (HD-DTA01)
Car wall	Two sides mark of black titanium hairline stainless steel, the middle of rear wall black titanium mirror stainless steel
Floor	Standard PVC (optional marble)
Car door	Black titanium hairline stainless steel



HD-JX12-61

Car ceiling	Titanium gold mirror stainless steel acrylic plastic board (HD-DTA01)
Car wall	Two sides wall titanium gold hairline stainless steel, the middle of rear wall titanium gold mirror stainless steel
Floor	Standard PVC (optional marble)
Car door	Titanium gold hairline stainless steel

Good promise: Mirror car feels wonderfully. Please do not touch it and leave your fingerprints in mirror car. Thanks.

Optional
Matching



HD-JX12-62

Car ceiling	Rose gold mirror stainless steel, acrylic plastic board (HD-DTA01)
Car wall	Two sides made of rose gold hairline stainless steel, the middle of rear side rose gold mirror etching stainless steel
Floor	Standard PVC (optional marble)
Car door	Rose gold hairline stainless steel



HD-JX12-63

Car ceiling	Champagne gold mirror stainless steel, acrylic plastic board (HD-DTA01)
Car wall	Two sides made of champagne gold hairline stainless steel, the middle of rear side champagne gold mirror etching stainless steel
Floor	Standard PVC (optional marble)
Car door	Champagne gold hairline stainless steel

Sweet animal. Mind car feels wonderfully. Please do not touch it and leave your fingerprints in mirror car. Thanks.



HD-JX61

Car ceiling	Mirror stainless steel, acrylic lighting decoration, lake lamp
Car wall	Combination of hairline stainless steel and etched mirror stainless steel
Floor	Standard PVC (optional marble)



HD-JX62

Car ceiling	Mirror stainless steel frame, acrylic embossment plate, LED lights
Car wall	Mirror, etching, hairline
Handrail	Stainless steel mirror handrail
Floor	Standard PVC (optional marble)

Sweet animal. Mind car feels wonderfully. Please do not touch it and leave your fingerprints in mirror car. Thanks.

Optional
Matching



HD-JX63

Car ceiling	Stainless steel or metal moving, ventilated frame, audio soft light Sunshiller design
Car wall	Hairline stainless steel, mirror etched, stainless steel
Floor	Standard PVC (optional marble)

Sweet prompt: Mirror can fade wonderfully. Please do not touch it and leave your fingerprints in mirror car. Thanks.



HD-JB01

Car ceiling	Acrylic transparent plate, simple lamp mirror stainless steel
Car wall	Black titanium mirror etched stainless steel, hairline stainless steel, black titanium mirror plate
Floor	Standard PVC (optional marble)



HD-JX69

Car ceiling	Mirror stainless steel with acrylic photo board (HD-JX70)
Car wall	Combination of hairline stainless steel and etched mirror stainless steel
Floor	Standard PVC (optional marble)

Sweet prompt: Mirror can fade wonderfully. Please do not touch it and leave your fingerprints in mirror car. Thanks.



HD-JX70

Car ceiling	Mirror stainless steel, LED lights
Car wall	Mirror etched stainless steel, hairline stainless steel
Handrail	Hairline stainless steel
Floor	Standard PVC (optional marble)

Optional
Matching



HD-JX71

Car ceiling	Stainless steel or metal ceiling, ventilated fence, acrylic soft light (Automatic design)
Car wall	Mirror etched stainless steel, hairline stainless steel, mirror stainless steel
Handrail	Stainless steel
Floor	Standard PVC (optional marble)



HD-JX72

Car ceiling	Mirror stainless steel with acrylic photo board (HD-STAR1)
Car wall	Mirror etched stainless steel, hairline stainless steel, mirror stainless steel
Floor	Standard PVC (optional marble)

Sweet pinnacle: Mirror car fears wonderfully. Please do not touch it and leave your fingerprints in mirror car. Thanks.



HD-JX73

Car ceiling	Hairline stainless steel frame + Mirror stainless steel + Translucent Acrylic + Downlight
Rear wall	Mirror etched stainless steel + Hairline stainless steel
Side wall	Mirror stainless steel + Hairline stainless steel
Front wall	Hairline stainless steel
Floor	Standard PVC (optional marble)



HD-JX74

Car ceiling	Mirror stainless steel frame, acrylic light-transmitting plate
Rear wall	Hairline stainless steel, black Alexcon mirror surface
Side wall	Hairline stainless steel, black Alexcon mirror surface
Front wall	Hairline stainless steel
Floor	Standard PVC (optional marble)

Sweet pinnacle: Mirror car fears wonderfully. Please do not touch it and leave your fingerprints in mirror car. Thanks.

Optional
Matching



HD-JX75

Car ceiling	Titanium gold mirror stainless steel + Hidden light strips + Downlight
Rear wall	Titanium gold mirror etched stainless steel + Titanium gold hairline stainless steel
Side wall	Titanium gold mirror stainless steel + Titanium gold hairline stainless steel
Front wall	Titanium gold hairline stainless steel
Floor	Standard PVC (optional marble)



HD-JX76

Car ceiling	Titanium gold mirror stainless steel + Translucent Acrylic + Downlight
Rear wall	Titanium gold mirror etched stainless steel + Titanium gold hairline stainless steel
Side wall	Titanium gold mirror etched stainless steel + Titanium gold hairline stainless steel
Front wall	Titanium gold hairline stainless steel
Floor	Standard PVC (optional marble)



HD-JX77

Car ceiling	Titanium gold mirror stainless steel LED downlight
Rear wall	Titanium gold mirror stainless steel Titanium gold hairline stainless steel
Side wall	Titanium gold mirror stainless steel Titanium gold hairline stainless steel
Front wall	Titanium gold mirror stainless steel
Handrail	Titanium gold stainless steel
Floor	Standard PVC (optional marble)



HD-JX78

Car ceiling	White stoving varnish steel plate + Linear Lamp
Rear wall	Art Glass + Hidden light strips + Bronze mirror stainless steel
Side wall	Art Glass plate + Bronze mirror stainless steel
Front wall	Bronze mirror stainless steel
Floor	Standard PVC (optional marble)

Sweet prompt: Mirror can fade considerably. Please do not touch it and leave your fingerprints in mirror car. Thanks.

Sweet prompt: Mirror can fade considerably. Please do not touch it and leave your fingerprints in mirror car. Thanks.

Luxury
Classic-Manner



FJ-JXF01

Car setting

White storing, varnish steel plate + mm strip + Hidden light strips

Rear wall

Beige wood veneer + Hidden lights + Rose gold hairline trim strip

Side wall

Rose gold mirror stainless steel + White wood veneer

Front wall

Rose gold mirror stainless steel

Floor

Standard PVC (optional marble)



Note: Products have been taken by computer. It might be slightly different from actual needs. Please open top pictures as reference.

Luxury
Classic-Manner



FJ-JXF02

Car ceiling

Black titanium mirror stainless steel + Hidden light strips

Rear wall

Wood veneer + Mirror + Black titanium fusiline hot strip + Hidden light strips

Side wall

Grille wood veneer

Front wall

Mirror stainless steel

Floor

Standard PVC (optional marble)



Note: Photos have been taken by computer. It might be slightly different from actual scene. Please take notice on the following.

Luxury
Classic-Manner



FJ-JXF03

Cat setting

Bronze spiring varnish + Bronze hairline stainless steel frame + Hidden light strips + Downlight

Rear wall

Bronze sandblasted stainless steel + Transfer print + Hidden light strips

Side wall

Bronze sandblasted stainless steel + Bronze spiring varnish steel plate

Front wall

Bronze sandblasted stainless steel

Floor

Standard PVC pastoral hamlet



Luxury
Classic-Manner







FJ-JXF05 (Optional)

Car ceiling:	White storing vanish steel plate + Champagne gold hairline iron strip + Hidden light strips + Downlight
Rear wall:	Champagne gold hairline etched + Champagne gold hairline stainless steel + Hidden light strips
Side wall:	Champagne gold hairline + wood veneer + Champagne gold hairline iron strip
Front wall:	Champagne gold hairline stainless steel
Floor:	Standard PVC (optional marble)

FJ-JXF06 (Optional)

Car ceiling:	Bronze mirror stainless steel + Linear Lamp + Downlight
Rear wall:	Mirror pitches stainless steel + Bronze sandblasted stainless steel
Side wall:	Bronze sandblasted stainless steel
Front wall:	Bronze sandblasted stainless steel
Floor:	Standard PVC (optional marble)

FJ-JXF07

Car ceiling

Rose gold hairline stainless steel + Hidden light strips + Downlight

Rear wall

Grille wooden board + Air Glass + Rose gold hairline stainless steel + Hidden light strips

Side wall

Grille wooden board + Hidden light strips + Rose gold hairline stainless steel

Front wall

Rose gold hairline stainless steel

Floor

Standard PVC

Luxury
Classic-Manner



FJ-JXF08

Car ceiling
Mirror stainless steel + Black Nanium hairline stainless steel Panel + Downlight + Hidden light strips

Rear wall
Rose gold hairline stainless steel + Art Glass

Side wall
Rose gold hairline stainless steel + Black Mirror

Front wall
Rose gold hairline stainless steel

Floor
Standard PVC (optional marble)





FJ-JXF09 (Optional)

Car ceiling	White strong vented steel plate + Titanium gold hairline decorative frame + Hidden light strips + Downlight
Rear wall	Art steel plate + Mirror etched stainless steel + Hidden light strips
Side wall	Art steel plate + Black Nanium mirror stainless steel
Front wall	Mirror stainless steel
Floor	Standard PVC (optional marble)

FJ-JXF10 (Optional)

Car ceiling	Art steel plate + Linear Lamp
Rear wall	Art steel plate + Mirror stainless steel + Linear Lamp
Side wall	Art steel plate + Mirror etched stainless steel
Front wall	Mirror stainless steel
Floor	Standard PVC (optional marble)

Luxury
Classic-Manner



FJ-JXF11

Car ceiling

White stoving varnish steel plate + Titanium gold mirror decorative Panel + Hidden light strips + Downlight

Rear wall

Titanium gold mirror stainless steel + Strained Glass + Black Stainless mirror thin strip

Side wall

Titanium gold mirror stainless steel + Titanium gold mirror etched stainless steel

Front wall

Titanium gold mirror stainless steel

Floor

Standard PVC (optional marble)





FJ-JXA01 (Optional)

Car ceiling	Titanium gold mirror mirror LED, etched stainless gold mirror ceiling lamp
Car wall	Marble, etched mirror titanium gold mirror
Handrail	Thin-cut plated stainless steel round tube, blind handrail
Floor	Standard PVC (optional marble)

Luxury
Classic-Manner





FJ-JXA02 (Optional)

Car ceiling	Titanium gold stainless steel
Car wall	Dotted stainless steel mirror jacket with bronze color glass mirror
Handrail	Stainless steel round tube wood handrail
Floor	Standard PVC (optional marble)

Note: Pictures have been taken by computer. It might be slightly different from actual value. Please take real products as criterion.

Minimalist
Fashion-Model





FJ-JXA03 (Optional)

Car ceiling	Titanium gold stainless steel wicked ceiling
Car wall	Combination of glass and titanium gold stainless steel
Handrail	Stainless steel round tube mirror
Floor	Standard PVC (optional marble)

FJ-JXA07 (Optional)

Car ceiling	Acrylic compartment panel with metallic paint
Car wall	Stainless steel hairline and mirror stainless steel with combination
Handrail	Stainless steel flat handrail
Floor	Standard PVC (optional marble)

Note: Pictures have been taken by computer. It might be slightly different from actual value. Please take real products as criterion.

Minimalist
Fashion-Model



FJ-JXA10 (Optional)

Car ceiling:	Titanium gold stainless steel frame, acrylic and ring panel
Car wall:	Titanium gold (mirror, stripes), hairline
Handrail:	Titanium gold stainless steel tube
Floor:	Standard PVC (optional marble)



FJ-JXA12 (Optional)

Car ceiling:	Acrylic lighting decoration, stainless steel mirror
Car wall:	Stainless steel mirror, stainless steel mirror
Handrail:	Stainless steel hairline
Floor:	Standard PVC (optional marble)



FJ-JXA18 (Optional)

Car ceiling:	On both sides of the front LED light, middle stainless steel tube, white acrylic pentrous to light
Car wall:	Alike mirrors wall art glass, acrylic moulding, on both sides tube light, on both sides of the middle sheet sensor, resistive at a minimum, hidden lights
Floor:	Standard PVC (optional marble)



FJ-JXA19 (Optional)

Car ceiling:	Four sets LED light, stainless mirror, stainless steel LED lamp cell
Car wall:	On both sides of the stainless mirror, stainless steel back and decoration frame, LED lamp cell, hidden lights
Floor:	Standard PVC (optional marble)

Luxury
Classic-Manner



FJ-JXA76 (Optional)

Car ceiling	Titanium metal stainless steel, acrylic, tube lamp
Car wall	Titanium hairline stainless steel, titanium mirror etching
Handrail	Titanium gold stainless steel
Floor	Standard PVC (optional marble)



FJ-JXA78 (Optional)

Car ceiling	Mirror stainless steel, acrylic, tube lamp
Car wall	Champagne gold, mirror, etching
Floor	Standard PVC (optional marble)



FJ-JXA80 (Optional)

Car ceiling	Rose gold mirror hollow shape, white hanglasted board, LED downlight
Car wall	Rose gold mirror etching, rose gold hairline, black wall with gold frame
Floor	Standard PVC (optional marble)



FJ-JXA82 (Optional)

Car ceiling	Titanium gold brushed stainless steel, mirror, acrylic lighting decoration
Car wall	Titanium mirror etching
Handrail	Combination of wood wood and titanium gold
Floor	Standard PVC

Note: Polymer hard-beam drawn by computer. 3 might be slightly different from actual video. Please see the product as a device.

Note: Polymer hard-beam drawn by computer. 3 might be slightly different from actual video. Please see the product as a device.

Luxury
Classic-Manner









FJ-JXA83 (Optional)

Car ceiling	Bronze mirror frame, white transparent plate
Car wall	Stainless wood sandwich, bronze brushed window
Handrail	Bronze sandwich stainless steel round handrail
Floor	Standard PVC (optional marble)

FJ-JXA86

Car ceiling	Black, titanium stainless steel frame, acrylic rapid downlight
Car wall	Black titanium hairline stainless steel, black titanium mirror stainless steel
Floor	Standard PVC (optional marble)

FJ-JXA93

Car ceiling	Titanium gold mirror stainless steel frame, LDK downlight, small acrylic light transmission
Car wall	Titanium mirror sandblasting mirror stainless steel, titanium mirror sandblasting stainless steel, titanium mirror stained stainless steel
Handrail	Titanium gold mirror stainless steel round handrail
Floor	Standard PVC (optional marble)

FJ-JXA94

Car ceiling	Mirror stainless steel frame, with LDK spotlights, and acrylic light transmission
Car wall	Stainless cosmetic steel plate, mirror stainless steel decorative strip, mirror stainless steel
Handrail	Hairline stainless steel round handrail
Floor	Standard PVC (optional marble)

Note: Pictures have been drawn by computer. It might be slightly different from actual mirror. Please take the product as reference.

Note: Pictures have been drawn by computer. It might be slightly different from actual mirror. Please take the product as reference.

Optional
Matching



FJ-JXA96

Car ceiling

Aluminum alloy frame, spray painting light film

Car wall

Aluminum plate white matte paint with black titanium mirror stainless steel decorative strip, hidden lights on both sides of the border, bronze straight lines of stainless steel

Handrail

Hairline stainless steel flat handrail

Floor

Standard PVC

FJ-JXA97

Car ceiling

Aluminum alloy frame, spray paint light film

Car wall

Aluminum shear white matte paint with black titanium mirror stainless steel decorative strip, hidden lights on both sides of the border, wire gold hairline stainless steel, all laminated glass

Handrail

Hairline stainless steel flat handrail

Floor

Standard PVC (optional wooden)



Sweet prompt: Menu car tests unsolidly. Please do not touch it and leave your fingerprints in mirror car. Thanks.

Sweet prompt: Menu car tests unsolidly. Please do not touch it and leave your fingerprints in mirror car. Thanks.

Optional
Matching



FJ-JXW01

Car setting

Stainless steel mirror finish frame, patterned flat mill and organic fabric

Car wall

Embossment master, mirror finish, rear-1 coating, decorative lighting

Handrail

Stainless steel

Floor

Standard PVC



Great precise Mirror car finish availability. Please do not touch it and leave your fingerprints in mirror car. Thanks

Optional
Matching



FJ-JXW02

Car ceiling

Stainless steel mirror finish frame, patterned flat nail and tube lamps

Car wall

Embossment marble, hairline finish, golden 4 plating, black 4 plating

Floor

Standard PVC (optional marble)

FJ-JXW03

Car ceiling

Bronze mirror, uneven-colored steel frame, patterned flat nail and tube lamps

Car wall

Embossment mosaic, golden 4 plating, bronze 4 plating

Floor

Standard PVC (optional marble)



Optional
Matching



FJ-JXW04

Car ceiling

Stainless steel mirror finish frame, patterned flat roof and organic lamps

Car wall

Embossement master, hairline finish, bronze 3 plating, decorative lighting

Floor

Standard PVC (optional marble)

FJ-JXW05

Car ceiling

Painted steel frame, now lamp

Car wall

Embossement master, mirror finish, sand blasting finish, new titanium gold

Floor

Standard PVC



Sweet pinnacle Mirror car fields wonderfully. Please do not touch it and leave your fingerprints in mirror car. Thanks.

Sweet pinnacle Mirror car fields wonderfully. Please do not touch it and leave your fingerprints in mirror car. Thanks.

Bed
Elevator





Bed elevator offers completely with time or need hospitals, modern medical treatment centers, sanatoriums, medicare centers etc. where feeding the wounded and rescuing the dying are the precision duties. FUJI bed elevator series adhere to the persistently humane thinking, apply fuzzy logic and group supervision technology from expert system, fulfill the intellectual elevator travel and reduce the patients' waiting period to minimum extent.

Operation Panel



HD-C04

HD-B01
(Standard)

Ceiling
Hairline stainless steel. Vaulted light board with acrylic (HD-A7A0C)

Car wall
Hairline stainless steel

Handrail
Stainless steel Ed nominal

Floor
Standard PVC (optional marble)



Note: Please contract dealer to consult. It might be slightly different from above used. Please also reproduction or related.

Villa
Elevator



Range of Application

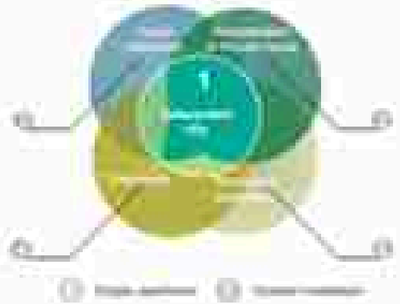

FUJI villa elevator adheres to the design idea of environmental protection and energy-saving, and merges with the latest elevator technology nowadays in order to ensure the safe and reliable positively the comfortable travel. The elegantly designed car, fine and exquisite craft and techniques show the outstanding uniqueness and charm of FUJI villa elevator.

"The journey scene" matches perfectly with the secure and fashionable villa. It is so comfortable and convenient in using FUJI villa elevator. You will enjoy your noble life as well.

Features of villa elevator:

1. It does not need traditional machine room, thus reducing construction costs.
2. Traction ratio of 1:1 or 2:1 is special designed for villa elevator.
3. Adoption of sliding or trolley wheel (removable guide shoes).
4. Dedicated traction machine frame is used to fasten guide rail.
5. Dedicated worm machine, belt drive, CE certification by TÜV.
6. Meeting home elevator national standards GB/T21739-2008.



Center opening

Various open modes provide easy operation

Various open modes for customers to choose, meanwhile, personalized mode can be designed according to customer requirements for usage.



Side opening



Telescopic opening

Villa Elevator
Car Decoration

Optional Car Decoration







HD-DT66

Internal stainless steel transports, acrylic top plate in the middle and LED lighting on both sides.



FJ-VC08

FJ-317A

FJ-V01 (Standard)

Car ceiling	HD-DT66
Car wall	Stainless steel hairline on both sides, combination of stainless steel hairline and etched mirror at rear wall.
Floor	Standard PVC (optional marble) (FJ-MT)



HD-BT05

Ceiling	Mirror stainless steel frame, side light
Car wall	Mirror stainless steel, laminated glass
Floor	Standard PVC (optional marble)



FJ-V07

Ceiling	Champagne gold mirror stainless steel, LED light
Car wall	Champagne gold mirror etched stainless steel, gilded gold reinforced fingerprint-resistant stainless steel
Floor	Standard PVC (optional marble)

Note: Pictures have been taken to contrast. It might be slightly different from actual value. Please take real product as criterion.

Note: Pictures have been taken to contrast. It might be slightly different from actual value. Please take real product as criterion.

Villa Elevator
Decoration Series

Optional Car Decoration

Optional Car Decoration



FJ-V08

Ceiling	White painted steel plate, bronzed stainless steel frame, LED lights
Car wall	PET decorative plate, bronze mirror stainless steel, bronze sandblasted stainless steel
Floor	Standard PVC (optional marble)



FJ-V09

Ceiling	Rose gold brushed stainless steel, hidden light bar
Car wall	Rose gold mirror etched stainless steel, rose gold brushed stainless steel, rose gold mirror stainless steel, marble
Handrail	Rose gold brushed stainless steel (welded)
Floor	Standard PVC



FJ-V10

Ceiling	White paint steel plate, LED light bar, LED light
Car wall	Bronze mirror stainless steel, bronze mirror stainless steel, bronze mirror stainless steel, lamp strip
Floor	Standard PVC (optional marble)



FJ-V11

Ceiling	White paint steel plate, LED light bar
Car wall	Bronze mirror stainless steel, anti-fingerprint, concrete, steel plate, bronze mirror stainless steel, art plate, LED light strip
Floor	Standard PVC (optional marble)

Note: Pictures have been taken by computer. It might be slightly different from actual colors. Please see the product as criterion.

Note: Pictures have been taken by computer. It might be slightly different from actual colors. Please see the product as criterion.

Villa Elevator
Decoration Series

Optional Car Decoration

Optional Car Decoration



FJ-V12

Ceiling Champagne bronze stainless steel hidden light cell

Car wall Semi-air tempered glass, champagne bronze stainless steel, tempered glass

Floor Standard PVC (optional marble)



FJ-V13

Ceiling Bronze hairline bottom plate + bronze frame hairline stainless steel + hidden warm color light band + 4 warm color LED slow-lights

Car wall Bronze hairline, bronze mirror etched stainless steel, tempered glass

Floor Standard PVC (optional marble)



FJ-V14

Ceiling Stand wall, light strip

Car wall Champagne aluminum, safety glass

Floor Standard PVC (optional marble)



FJ-V15

Ceiling Aluminum frame, white light kit up

Car wall Black aluminum alloy, safety glass

Floor Standard PVC (optional marble)

Note: Pictures have been drawn by computer. It might be slightly different from actual colors. Please also see instruct as criterion.

Note: Pictures have been drawn by computer. It might be slightly different from actual colors. Please also see instruct as criterion.

Villa Elevator
Car Decoration

Optional Car Decoration







FJ-V17

Car ceiling
Hairline stainless steel, linear light

Car wall
Hairline stainless steel, linear turns
Mass Bronze mirror stainless steel

Floor
Standard PVC (optional member)



FJ-V18

Ceiling Rose gold hairline stainless steel LED downlight

Car wall Rose gold color etching stainless steel, Rose gold hairline stainless steel

Floor Standard PVC (optional member)



FJ-V19

Ceiling White coating finish steel plate hairline + white laser cutting stainless + acrylic + LED lights

Car wall White bright coating finish steel plates (small arc) + arc Metallic laser panels (wave outline with heavy depth) + coffee mirror stainless steel strips + LED lights, coffee mirror stainless steel

Floor Standard PVC (optional member)

Note: Pictures have been taken by computer. It might be slightly different from actual items. Please see sets/product as criterion.

Note: Pictures have been taken by computer. It might be slightly different from actual items. Please see sets/product as criterion.

Villa Elevator
Decoration Series

Optional Car Decoration



FJ-V20

Ceiling	4 sword of light
Rear wall	Embossed fashion stainless frame with champagne gold metal panels + pure white chiffon fabric (sewing gold metal panel + Illuminated bamboo + side illuminous light strips)
Side wall	Two sides golden brown (dark walnut) wood with iridescent gold metal panels + center pure white textured metal panels with iridescent gold finish
Front wall	Mirror stainless steel
Floor	Standard PVC (optional marble)

Optional Car Decoration



FJ-V21

Ceiling	Transforming sky
Rear wall	Light yellow fabric patterned iridescent gold metal panel + Eu mirror + two iridescent gold metal panel + Side illuminated light strips
Side wall	Light yellow fabric patterned iridescent gold metal panels + Center wave patterned champagne iridescent gold metal panel
Front wall	Mirror stainless steel
Floor	Standard PVC (optional marble)

Optional Car Decoration



FJ-V22

Ceiling	White panel wave pure fusion light strip, down lights
Side wall	Bronze mirror stainless steel, bronze fashion stainless steel, brushed mirror awning stainless steel, same size
Floor	Standard PVC (optional marble)



FJ-V23

Ceiling	Down light
Side wall	Light champagne metal decorative panel, champagne gold line, champagne gold pure bronze stainless steel etching, Invisible light strips
Front wall	Light champagne metal decorative panel
Floor	Standard PVC (optional marble)

Note: Pictures have been taken by computer. It might be slightly different from actual fabric. Please take self-control as criterion.

Note: Pictures have been taken by computer. It might be slightly different from actual color. Please take self-control as criterion.

Villa Elevator
Decoration Series



Aluminum Alloy Derrick



Hoistway side panel



Color matching



Villa Elevator
Decoration Series

Operation Panel Series



FJ-VC08
Optional



FJ-VC07
Optional

Optional door call



FJ-303



FJ-313
Touch



FJ-315
Touch



FJ-3174
Touch



FJ-302A



FJ-302B



FJ-302C

Optional touch screen



FJ-VC05
Optional

Handrail type floor selection style



FJ-HT01
Optional

Integrated Operation Panel



FJ-VC08
Matte
stainless steel



FJ-VC09
Titanium gold
hairline stainless steel



FJ-VC10
Rose gold
hairline stainless steel



FJ-VC11
Black titanium
hairline stainless steel

Observation
Elevator


Observation Elevator

Standard
Configuration

The unique design fulfills charm grace and convenience. Permeable luminance produces a sweet and bright atmosphere in the whole car reinforcing the overall space inside car, decent & harmonious.

HD-GA01

Upper / lower hood
Painted steel

Panorama wall
180° circular safety laminated glass

Decorative top
Painted steel framework, anode and top plate

Car wall
Hairline stainless steel

Car door
Hairline stainless steel

Handrail
Stainless steel tube

Floor
Standard PVC (optional marble)

Not only observation elevator glass steel structure perfect development compact space and whole artistic. Also may act according to the different constructor to design, the convenience is quick, all uses the circular generally, the semicircle and the square shape.



Semi-circular shaped | Square shaped | Cutting-angle type | Panoramic



Minimalist
Fashion-Model





FJ-GA01 (Optional)

Upper / lower head: Mirror stainless steel
Car ceiling: Mirror stainless steel frame, no mark LED light
Car wall: Safety glass, mirror stainless steel
Car door: Frosted glass door
Handrail: Stainless steel round tube
Floor: Standard PVC (optional marble)



FJ-GA02 (Optional)

Upper / lower head: Titanium gold mirror
Peripheral wall: Laminated glass(SPCC coloration)
Decoration top: Titanium gold mirror, acrylic lighting decoration
Car wall: Titanium gold mirror
Car door: Titanium mirror frosted glass door
Handrail: Titanium gold handrail
Floor: Standard PVC (optional marble)



FJ-GA03 (Optional)

Upper / lower head: Stainless steel mirror, LED lamp
Peripheral wall: Laminated glass(SPCC coloration)
Decoration top: Tint steel plate (wood veneer), acrylic lighting decoration
Car wall: Stainless steel mirror
Car door: Mirror stainless steel
Handrail: Stainless steel handrail
Floor: Standard PVC (optional marble)

Note: Pictures have been drawn by computer. It might be slightly different from actual colors. Please take real product as criterion.

Note: Pictures have been drawn by computer. It might be slightly different from actual colors. Please take real product as criterion.

Minimalist
Fashion-Model

FJ-GA05 (Optional)

Upper / lower hood: Painted steel
Panorama wall: Laminated glass (SPCB combination)
Decoration top: Stainless steel mirror top plate, arrow lighting decoration
Car wall: Laminated glass
Car door: Hairline stainless steel
Handrail: Stainless steel tube
Floor: Standard PVC (optional marble)





FJ-GA06 (Optional)

Upper / lower hood: Painted steel
Panorama wall: Laminated glass
Decoration top: Painted steel framework
Car wall: Hairline stainless steel
Car door: Hairline stainless steel
Handrail: Stainless steel tube
Floor: Standard PVC (optional marble)

FJ-GA07 (Optional)

Upper / lower hood: Painted steel
Panorama wall: Safety laminated glass 6+6
Decoration top: Painted steel framework
Car wall: Hairline stainless steel
Car door: Hairline stainless steel
Handrail: Stainless steel tube
Floor: Standard PVC (optional marble)





FJ-GA12 (Optional)

Upper / lower hood: Painted steel, Vacuum stainless steel
Panorama wall: Safety laminated glass 6+6
Decoration top: Painted steel framework
Car wall: Titanium stainless steel
Car door: Titanium gold mirror stainless steel
Handrail: Titanium stainless steel
Floor: Standard PVC (optional marble)

Minimalist
Fashion-Model



FJ-GA61 (Optional)

Upper / lower head: Spray steel plate with hairline stainless steel

Panorama wall: 4+6 safety laminated glass

Decorative top: Mirror stainless steel frame, with LED downlight, mirror stainless steel hollow decorative plate + opal acrylic transparent light

Car wall: Hairline stainless steel

Handrail: Mirror stainless steel round handrail

Floor: Standard PVC (optional marble)



FJ-GA63 (Optional)

Upper / lower head: Dark green spray steel hullpening, LED downlight, opal acrylic transparent light

Panorama wall: 4+6 safety laminated glass

Decorative top: Mirror stainless steel frame, square acrylic crystal back, mirror stainless steel hollow decorative plate + opal acrylic transparent light

Car wall: Hairline stainless steel

Handrail: Mirror stainless steel floor round armrest

Floor: Standard PVC (optional marble)



FJ-GA62 (Optional)

Upper / lower head: Spray steel plate with black titanium hairline stainless steel hollow, opal acrylic transparent

Panorama wall: 4+6 safety laminated glass

Decorative top: Aluminum alloy frame + opal transparent film

Car wall: Black titanium hairline stainless steel

Handrail: Black titanium hairline stainless steel flat armrest

Floor: Standard PVC (optional marble)



FJ-GA64 (Optional)

Upper / lower head: White spray steel plate + mirror decorative strip

Panorama wall: Safety laminated glass

Decorative top: Mirror stainless steel frame, with LED downlight, opal acrylic light transmitted

Car wall: Mirror stainless steel

Handrail: Mirror stainless steel floor round armrest

Floor: Standard PVC (optional marble)

Standard Configuration

Operation Panel



HD-C01

HD-X01



HD-C05



HD-X05A

HD-X05



HD-C06



HD-X06



HD-X06B

Two buttons lone calling



FJ-C02

Optional



FJ-X02A

Multi call box (simplex)



FJ-X02B

Multi call box (duplex)



HD-CB21



HD-XB21



FJ-C05-1



FJ-X05A-1

No buttons lone calling (simplex)



FJ-X05B-1

No buttons lone calling (duplex)

Note: Pictured hall lanterns shown by symbols. Actual lanterns slightly different from pictured lanterns.
Please view lanterns as reference.

Note: All buttons shown drawn as illuminated. Actual lanterns slightly different from actual colors.
Please refer lanterns as reference.

Operation Panel
Decoration(Optional)



FJ-C04

Touch calling box(Simplex)



FJ-X04A

Black glass touch operation panel



FJ-C08

Hall call box (simplex)



FJ-X06A

Hall call box (duplex)



FJ-X06B

Black Titanium gold



HD-CB25

Optional



HD-XB25



HD-XB25A

No bottom box nailing

Multimedia display of COP (Optional)



FFA-YD360-7B



FFA-YD360-8C



FFA-YD360-104C

C.O.P for the disabled



HD-C04

Hall indicator



FJ-LCAT

Hall call box (no indicator)



FJ-LCDK

Color of button lamp ring



Operation Panel
Decoration(Optional)



FJ-C03



FJ-X03A



FJ-X03B

Material
Titanium gold
stainless steel mirror



FJ-C15



FJ-X15B



FJ-X15B

Touch keys stainless steel panel



FJ-C17



FJ-X17D



FJ-X17A

White glass touch operation panel



FJ-C18



FJ-X18D



FJ-X18A

Black glass touch operation panel

Operation Panel
Decoration(Optional)


FJ-BCK411


HD-Z1YD3


FJ-KXGB11


FJ-BCK481


FJ-BSK481


FJ-BXK481


FJ-BXK481


FJ-LEOP10-C1


FJ-MCTC00-Z1

Touch operation panel
Black style


FJ-LEOP10-C2


FJ-MCTC00-Z2

Touch operation panel
Steel brushed style


FJ-LEOP10-C3


FJ-MCTC00-Z3

Touch operation panel
Black and silver style

Ceiling
series



HD-DTA01

Diamond shape painted steel with acrylic photo board



HD-DTA02

Mirror stainless steel framework, acrylic armed tap plate



HD-DTA03

Stainless steel mirror base plate is supplemented by rectangle hollow transparent light plate. The soft lighting design of arched white light-passing board is in the middle part



HD-DTA05

Mirror stainless steel framework, acrylic with pierced tap plate in the middle acrylic lighting decoration on both sides



HD-DTA07

Machine stainless steel, caulked light board with acrylic



HD-DTA11

Acrylic lighting decoration, stainless steel mirror



HD-DTA12

Acrylic lighting decoration, stainless steel hairline, down lamp



HD-DTA14A

Machine stainless steel frame, lamp bed, LED lighting



HD-DTA22

Mirror stainless steel frame, acrylic, down light



HD-DTA23

Mirror stainless steel with acrylic photo board



HD-DTA25

Titanium mirror frame, LED strip, downlight



HD-DTA47

Mirror stainless steel with acrylic photo board



HD-DTA52

Titanium mirror stainless steel frame, lamp bed, LED lighting



HD-DTA61

Ivory white wood veneer frame, gold foil decorative tap plate, titanium gold mirror stainless steel decorative strip, inside the border hidden light



HD-DDB01

Machine stainless steel, down lamp lighting



HD-DDB02

Vertical square image mast body board and tube lamp combining for soft illumination design



HD-DT01

Steel plate, acrylic ceiling frame with acrylic lighting cover, intermediate mirror transparent lighting is used



HD-DT09

Mirror frame, supplemented by tails on mirror stainless steel plate, the middle section is arched white plate light lighting design



HD-DT11

Mirror frame, supplemented by tails on mirror stainless steel plate, the middle section is arched white plate light lighting design



HD-DT13

Stainless steel frame in middle, white transparent board on both sides of the soft lighting design, two sides inside of stainless steel



HD-DT66

Machine stainless steel framework, acrylic top plate in the middle and LED lighting on both sides

Note: Patterns have been shown by computer. It might be slightly different from above when Please take the product as criterion.

Note: Patterns have been shown by computer. It might be slightly different from above when Please take the product as criterion.

Decoration
Series

Handrail Optional



FJ-FS01
Stainless steel handrail

FJ-FS02
Stainless steel double-tube handrail

FJ-FS03
Titanium-gold and stainless steel handrail base, central material is solid wood

FJ-FS04
Stainless steel tile handrail

FJ-FS05
Titanium-gold mirror stainless steel, central material is acrylic

FJ-FS01W
Mirror stainless steel
U shape

Direction lantern



FJ-DL02 FJ-DL03 FJ-DL04

FJ-DL05 FJ-BFG371 FJ-BFG217

Hall transom indicator



FJ-BF531

Car Decoration



Painted steel <
HD-02, Light grey

Car ceiling	HD-DTA01 (Painted steel HD-02, Light grey)
Car wall	Painted steel HD-02, Light grey
Floor	PVC FJ-801
Car door	Painted steel HD-02, Light grey

Painted steel >
HD-03, Bone

Car ceiling	HD-DTA01 (Painted steel HD-03, Bone)
Car wall	Painted steel HD-03, Bone
Floor	PVC FJ-802
Car door	Painted steel HD-03, Bone



Optional Colors

Note: There might be slight difference between the samples and real products, please take the real products as criterion.



HD-01 HD-02 HD-03

HD-04 HD-05 HD-06 HD-07

Landing Door Decoration(Optional)



Painted Steel Door
HD-03, Bone

Note: Painted steel door shown as reference. It might be slightly different from actual steel. Please take the product as criterion.

Landing Door
Decoration(Optional)

Note: Physical hairline lines shown in the specimen, 1 in light or degree difference
from actual section. Please take into account in our criterion.



FJ-MM01
Mirror, etched; stainless steel
(optional titanium gold mirror, etched)



FJ-MM02
Mirror, etched



FJ-MM04
Mirror, etched



FJ-MM24
Titanium gold, mirror, etched



FJ-MM25
Titanium gold, mirror, etched



FJ-MM26
Titanium gold, mirror, etched



FJ-MM21
Brass gold, mirror, etched



FJ-MM22
Brass gold, mirror, etched



FJ-MM23
Titanium gold, mirror, etched



FJ-MM27
Titanium gold, mirror, etched



FJ-MM28
Titanium gold, mirror, etched



FJ-MM29
Brass gold, mirror, etched

Landing Door
Decoration(Optional)



FJ-MM30
Titanium gold, mirror, etched



FJ-MM32
Rose gold, mirror, etched



FJ-MM33
Titanium gold, mirror, etched



FJ-MM34
Titanium gold, mirror, etched



Glass Door: Frameless
Stainless steel frame: upper and lower



Glass Door: Full Frame
Stainless steel frame/ Full Slide

Floor Decoration PVC (Optional Marble)



FJ-B01(PVC)
FJ-B01D(Marble)



FJ-B02(PVC)
FJ-B02D(Marble)



FJ-B15(PVC)
FJ-B15D(Marble)



FJ-B12(PVC)



FJ-B18(PVC)
FJ-B18D(Marble)



FJ-B19(PVC)
FJ-B19D(Marble)



FJ-B20(PVC)
FJ-B20D(Marble)



FJ-B22(PVC)
FJ-B22D(Marble)



FJ-B26(PVC)
FJ-B26D(Marble)



FJ-B52(PVC)
FJ-B52D(Marble)



FJ-B601(PVC)
FJ-B601D(Marble)



FJ-B602(PVC)
FJ-B602D(Marble)



FJ-B603(PVC)
FJ-B603D(Marble)



FJ-B604(PVC)
FJ-B604D(Marble)



FJ-B605(PVC)
FJ-B605D(Marble)



FJ-B606(PVC)
FJ-B606D(Marble)



FJ-B607(PVC)
FJ-B607D(Marble)

Note: Actual face color should be selected from the sample. Due to the difference between actual colors, please refer and confirm to samples.

Gear Freight Elevator





Large carrying capacity

FUJI Elevator have gear freight elevator combined with elevator engineering technology and other top technology, strong drive system, high strength of the mechanical structure design, not only can accommodate heavy goods, and can operation in a variety of harsh environments. It has the advantages of high transmission efficiency, low noise, flat layer precision and so on. In the energy saving control system the large carrying capacity, can also achieve energy saving. This elevator is widely used in factories, warehouses, shopping malls and other cargo places.

Gearless Freight Elevator



- Excellent quality
- Energy efficient
- Green environmental protection



FUJI Elevator gearless freight elevator is using high-tech permanent magnet synchronous gearless machine drive technology, which is leading the trend of this times. The host size is small, space-saving construction, significant energy efficiency, low noise operation with comfortable quality, security and technology is a combination of classic. It can be widely used in factories, shopping malls and other cargo places.

Machine Roomless
(MRL) Freight Elevator

FUJI Elevator series MRL freight elevator, using the advanced permanent magnet synchronous gearless traction technology, reasonable design, without worm, the traction machine has the advantage of light weight, small volume saving the architectural space, greatly improve the performance and quality of machine roomless elevator, reduce energy consumption, the failure rate.
FUJI Elevator series MRL freight elevator with less shaft height, reduce the design height of the factories and other buildings, can meet the actual needs of the enterprise. To be the best choice for the transportation of goods, such as factories, warehouses, department stores, property centers, libraries and so on.

- Space saving
- Energy saving advantage
- Quiet operation





Explosion-proof
Freight Elevator



FUJI Elevator series explosion-proof freight elevator on the design principle and security aspects of strict implementation of national standards, to fully meet the needs of a variety of hazardous, in addition to have 1000kg, 2000kg of explosion-proof elevator production license and relevant industry explosion permit, more from the perspective of the user environment and feelings of elevators, and strive to achieve the perfect combination of safety and practical. Suitable for hazardous area locations with explosive gas and dust.

- Aluminum alloy cabin cabinet is convenient and green.
- The flexible arrangements of machine room do not demand much of the construction layout.
- Explosion-proof form: Ex-d (IIB) T4 / Ga flameproof and intrinsically safe.





Hydraulic
Elevator



Hydraulic elevator is special type elevator which has different traveling way from others. It has its own unique characteristics performance and applicability. FUJI hydraulic elevator adopts the hydraulic pump and hydrocylinder with the high quality and performance. It brings about an extremely quiet and smooth elevator running. It also utilizes the multiple security means such as safety valve of protection system the anti-stalling device, one-way valve which prevents from the recon flow of the hydraulic oil, etc.

The diversified lifting modes



Single-cylinder side action type 4 : 2

Under this lifting mode, the elevator can thoroughly solve the unbalanced loading to the traditional rucksack hydraulic system guide-rail. It greatly improves the comfort-ness of the elevator start & brake. It is especially suitable for the elevators with large hoisting height and small rated carrying weight.

Double-cylinder side action 2 : 1

Under the lineage elevator configurations of two rows of oil cylinder and pulley block combination with symmetrical arrangement, all the car loads will be borne by two rows of oil cylinders. Therefore we can reduce the small unit force. It is especially suitable for the elevators with large hoisting height and medium rated load.

Double-cylinder side action direct drive 1 : 1

Two rows of oil cylinder with symmetrical arrangement directly connect with upper beam of the car. Under this lifting mode, the elevator gets the concise structure and the high safety coefficient. It is especially suitable for the elevators with the low elevator height and medium rated carrying weight.

Double-cylinder side action 6-rail 2 : 1

Under this lifting mode, all of the elevator car load will be borne by oil cylinder. Therefore we have low requirements towards the hoistway structure. Whereas the guide-rail system is composed of 6 rows of rigid guide rails. It ensures the car rigidity requirements and fine stability in transport travel even the elevator is in the unbalanced load conditions. The rated carrying load reaches as high as 1600kg. It is especially suitable for the concentrated load elevators with medium travel height and heavy rated load.

Car
Elevator



With economic development, people's living quality is keeping to improve, the car gradually into the homes of ordinary families. FUJI Elevator series car elevator, make full use of FUJI Elevator years car elevator technology, combined with the domestic market and the development of the machine room car elevator and machine roomless car elevator.

FUJI Elevator machine room car elevator sure using the latest VVVF technology dedicated to the transport car elevator and overall elevator system to improve flush less restricted, and ensure the motionless accurate flat level, comfortable, low noise, technology innovation, further reducing the energy consumption of more than 20%.

FUJI Elevator machine roomless car elevator are using machine roomless configuration, under special circumstances provides a flexible solution for designers. The intelligent microcomputer control system, high strength and lifting design, avoided by car to uneven stretch system and increase and produce noise and vacuum plan, make the transparency of the car more safe. Car elevator is widely used in the parking lot, people, underground garage and other places.

Freight Elevator
Car Decoration

HD-H01 Standard Configuration

Car wall	Painted steel
Ceiling	Painted steel
Lighting	Fluorescent lamp
Car door	Painted steel
Flooring	Checked steel plate



HD-H02 Optional Configuration

Car wall	Machine stainless steel
Ceiling	Machine stainless steel
Lighting	Fluorescent lamp
Car door	Machine stainless steel
Flooring	Checked steel plate



The pictures are drafted by computer and are likely somewhat different from the actual products.

Freight Elevator
Decoration

Hall door series



Center opening



Side opening



Decorative Release opener spinning type



3 Hinges center opening type

Control operation panel and hall buttons

Simple and elegant buttons handling facility, maintaining the diversified and perforated upon in a greater extent.



HD-C05



HD-X05



FJ-C05



FJ-X05A

Mic Medium time (selling connection)

Floor optional



HD-HD801

Chemical wood plate

Optional crash barrier



Elevator



Black rubber

The pictures are printed to concrete and are likely somewhat different from the actual products.

Dumbwaiter
Elevator



It is entirely applicable to places like hotel, restaurants, banks, hospitals, libraries and laboratories and so on to transport food, drinking, money, files, medicine, books, instruments and so on with advantages like small size and highly efficient transportation.

Free and flexible, machine room structure

Civil well with or without machine room can be selected according to structure difference, improve freedom of construction design.

Low malfunction rate, convenient maintenance

Adopt micro computer control with low malfunction rate, convenient maintenance and low cost.

Low energy consumption, energy saving and economical

Mechatronics, simple and flexible operation, low operation energy consumption, energy saving and economical.

Multiple modes customized for you

Choose appropriate door opening modes according to features of goods carrying for convenience of goods entrance.



Smooth door (1.5 and 2 sheets squeezed)



Minimum door (1.5 and 2 sheets squeezed)



Passenger elevator
Function

Standard Function

[illegible]	Luminate when Automatically Select The Nearest Elevator Responding Passenger's Call.
[illegible]	Automatically Move To The Nearest Landing In A Slow Speed.
[illegible]	In Normal Condition, The Elevator[illegible] Automatically Move To The Nearest Landing In A Slow Speed.
[illegible]	Elevator Open The Door Automatically.
[illegible]	Door Reopening Open For A Short Time In Normal Condition.
[illegible]	Door Reopening Open When The Door Opening Button Was Pushed On.
[illegible]	To Make The Door Close Immediately In Normal Opening Condition.
[illegible]	To Make Door Open Or Not Open When Elevator Stops.
[illegible]	When The Elevator Is Fully Loaded, It Will Travel By Destination Without Responding To Calling Signals.
[illegible]	Lighting And Fan Will Turn Off Power Automatically Without Any Call In Elevator In 5 Minutes.
[illegible]	In Normal Condition, The Elevator Will Return To Home Landing Without Any Hall Calls In Attendance.
[illegible]	The Door Will Try To Close Again When It Is Blocked.
[illegible]	Passengers Can Select 10 Floors At Most.
[illegible]	Elevator Can Open The Door And Shutter Automatically Before Using.
[illegible]	The Lift Is Close By Continued Pressing Door Buttons.
[illegible]	Elevator Will Travel Directly To Destination Without Stopping.
[illegible]	Start Connecting The Cctv When The Elevator Return Jump With Button.
[illegible]	Lock The Elevator And Turn Off The Power So That No One Can Use It.
[illegible]	The Door Opening When It Is Not In Leveling Position.
[illegible]	Door Will Opening When It Is Blocked.
[illegible]	Elevator Shuts In Case Left Busy When It Is Overloaded.
[illegible]	When The Running Direction Is Different With Destination Direction, It Stops Unnecessary.
[illegible]	Travelling A Long Time Without Door Opening, It Will Stop Automatically.
[illegible]	There Are Inner Limit Switch To Protect The Elevator.
[illegible]	Stop To Home Even The Final Limit Switch Fails To Have Function.
[illegible]	The Elevator Will Stop With Wrong Phase Or Lack Phase.
[illegible]	Stop Running When Safety Devices Act(Ss).
[illegible]	When The Shaft Scanned By Itself And It Doesn't Suitable, It Instantly.
[illegible]	Protect The Cabin From Being Over Filled.
[illegible]	Stop Running When Short Happens At Door.
[illegible]	Elevator Stops In Time When Error Accident Happens To The Brake.
[illegible]	Elevator Will Stop At Once When An Accident Happens In Door Lock.
[illegible]	In Case Of Elevator Running Too Fast.
[illegible]	Protect The Elevator When Error Happens To The Motor.
[illegible]	Communication To Inspectionum, Jet Sip, Car Repl, Pit And Inspection Station.
[illegible]	Safety Protection In Restoring.
[illegible]	When The Warning Arrumes Passenger In The Cabin Can Make The Outside With The Device.
[illegible]	When The Power Supply Is Failure, It Can Provide The Lighting Of The Car.
[illegible]	Only For Opening Through Door Opening Type.
[illegible]	It Is A Safty Protection In Case Of The Double In Breaking Switch.
[illegible]	When The Passengers Press The Near Button, It Can Cancel The Call Through For Ten Times Press.
[illegible]	When The Running Direction Is Different With Destination Direction, It Stops Automatically.
[illegible]	Overcurrent Safety Of Normal Run.
[illegible]	Operation Monitor Is Abnormal Warning Function.

Standard Function

[illegible]	This Indicator Displayed In Metric Type.
[illegible]	The Running Expression Display In A Rolling Way.
[illegible]	The Door Outputs Pressor Will Force The Door Opening When It Open Not Long.
[illegible]	Prevent The Danger In Case Of Trouble.
[illegible]	Sound To Indicate Arriving A Promise.
[illegible]	The Elevator Will Return To Home Floor In A Short Time When The Emergency Appears.
[illegible]	Stop The Running Of The Elevator In Case Of Trouble.
[illegible]	When Ups The Voulme Of Dtc, 2007 Inside It Insert.
[illegible]	Using The Apparatus To Allow The Driving From Accidentally.
[illegible]	It Is Used For Testing The Use Elevator.
[illegible]	It Can Reduce The Time Of Trouble, And Shorten Stop At Any Rate.
[illegible]	The Efficiency Of The Elevator Can Be Improved By The Exclusive Principle Or Acceleration.
[illegible]	With Such System, The Elevator Can Self Learn The Data Is Improved It's Intell Ute.
[illegible]	Two Elevator Through Sig Link Serial Communication Bus In Coordinate The Call.
[illegible]	In Case Of Accidental Movement (That The Car Leaves The Landing Floor While The Doors Are Is Activated) As Well As The Car Door Reacts Open Protection Device Is Present In Any Such Movement Should Be Accepted.

Optional Function

[illegible]	Users Can Control The Certain Floors With The Card.
[illegible]	Voice Announcement For Coming Situation.
[illegible]	The Elevator Will Automatically Run To The Nearest Door Zone When The Power Supply Fails.
[illegible]	In Process Of Leveling, The Internal & Hall Limit Are Open & Also Rail Has Regulated Is Ne, The Door Will Open In Advance.
[illegible]	Flashing When The Elevator Is Leveling, To Remind The Passenger That It Will Landing.
[illegible]	It Can Ing Down The Elevator Is Landing.
[illegible]	It Can Overlooking The Running Situation Of Elevator.
[illegible]	When The Earthquake Device Is Coming, The Elevator Will Landing At The Nearest Floor And Open The Door.
[illegible]	Thieves Can Use It's Elevator Is Close In Destination Without Responding To Calling Orders.
[illegible]	When The Landing Is Not Accurate, It Will Re-leveling Automatically.
[illegible]	It Can See The Main Accurate, It Will Is Leveling Automatically.
[illegible]	It Controls The Ear Leaving And Lones.
[illegible]	It Specially Designed So The Hamthrasone Person.
[illegible]	Through The Group Control Is Coordinate The Running Of Many Elevator.
[illegible]	Only For Group Control, When The Elevator Are Up From Home Floor With Those Instructions, And Other Elevator In Response To Instructions And Safe Will Automatically Return To Home Floor And Open Doors.
[illegible]	Only For Group Control, When The Elevator Runs Uneven Down Floor Home Floor With Those Instructions, And Other Elevator In Response To Instructions And Safe Will Automatically Return To Home Floor And Open Doors.
[illegible]	Only For Group Control, When The Elevator Stops Running In A Specified Time, The Elevator Will Return To The Pre-setting Floor To Convert The Call Time For Various Floors In Improve Efficiency.
[illegible]	There Are Key Words, One Is The Ear Car Spreminus Assist, The Other Is The Last Use Suitable For User Idea.
[illegible]	It Can Cancel The Simultaneous Instruction.
[illegible]	It Can Delete All The Instructions And Left Until The I/P Arrives The Certain Stop Without Any Other Way.
[illegible]	Keep Press The Door Open Button In Delay Of Door Closing.
[illegible]	It Can Clearly Indicate Its Notes And Other Information.

Freight elevator
Function

Standard Function

Automatic Running	When there is no attendant who controls elevator, elevator will run to the destination floor according to the instruction of passengers automatically.
Multi-speed Running	Elevator is operated by advanced, optimized pulse and ratio as request of passengers and elevator will run to the destination floor according to the set rules.
Passenger and goods in case of opening door	According to current displayed landing call and call cart situation, system will automatically adjust the door open holding time.
Door removal at every floor	When door is closing, door can re-opened by pushing landing call button in current floor.
Car arrival gong	Arrival gong of the car say sincerity passenger's that elevator arrives.
Car over weight	If passengers press the wrong floor button in car, owner button press it again can cancel the wrong register.
Parking	When electric key switch is turn off, elevator enters into parking state, it will not answer to any landing call.
Protection devices for movement of the car	In case of accidental movement (car key can depart the landing floor while the landing door is unlocked) as well as the car door keeps open, protection device to prevent or stop such movement should be equipped.
Light curtain protection	When light curtain is shortened, door will auto closing at once and automatically open.
Overload relay	When elevator is overload, elevator door keeps opening, buzz rings and elevator loses at the current floor.
Inspection operation	When elevator enters into inspection state, can run it by hand.
Fault memorizing	Controller can record faults in memory to facilitate the fault elimination and restore elevator running.
Retiring and recall	When there is any fault occurred in elevator running, when safety circuit or door elevator goes to the nearest floor.
Power cut - rescue level	On normal repair after running each time command, if door interlock circuit isn't connected, elevator opens door and moves it again.
Hydraulic limit slow down fault protection	The devices can prevent elevator from crashing to the top or bottom of hydraulic in case that elevator is out of normal with fault. It ensures the safety and reliability.
Over running protection	When elevator runs down in over speed, this device cuts off the control power to stop the motor running, safety gear is motivated to force elevator to stop and ensure the safety.
Car leaving protection	When elevator fully up or over-speed, the device forces elevator to disassemble and locking.
Safety circuit protection	When elevator circuit is break or contacts are adhered, elevator stops running at once.
Door interlock protection	Only all doors are completely closed, elevator can run. When door interlock contacts are adhered, elevator stops running at once.
Main contactor protection	System detects if the main contactors are melting, if any abnormal is detected, elevator stops running at once.
Brake Releasing protection	System detects the brake shoe, if there is any abnormal or building contacts are adhered, elevator can't start running.
Micro-computer control	CCB and CCB II both adopts new micro-grab control.

Standard Function

Running speed display	System can calculate running direction, floor, door state, default etc.
Up peak floor set	Set the up stop floor according to the customer' requirement.
Running floor set	Set the running floor according to the customer' requirement.
Checking and learning	Through hoistway self-learning, system can measure out the distance between every floor and record them automatically.
Emergency lighting	When power is off, car emergency light turn on automatically.
Emergency electric operation	When elevator enters into emergency electric operation state, elevator runs in low speed running steadily.
Car communication	Communication between car inner, car top, machine room, car and security room through electronic or switches.
Attend call	In emergency situations, pressing the alarm bell button on C.O.P. continuously, alarm bell on car top will ring.
Light and ventilation set	If there is car fan, call or landing call is in a power-free, car inner fan and light will be turn off automatically.
Protection devices for movement of the car	In case of accidental movement (car key can depart the landing floor while the landing door is unlocked) as well as the car door keeps open, protection device to prevent or stop such movement should be equipped.

Optional Function

Door open delay	Pushing the door open button in car can prolong the door open state for a period.
Fire emergency return	If the emergency power, all landing calls are eliminated, elevator runs to the assert floor and door open.
Parking service control	This function is for fast elevator having control, it can reduce waiting time and improve the running efficiency.
Opposite door control	By setting opposite system can control the action of corresponding floor.
Anti-C.O.P.	It is used for large load persons, so that make lives convenient for passengers.
IC card control	All users of the floors need entry approval, only with IC card can run the elevator.
Automatic Rescue Device running	When power is off, this device supplies power to elevator, elevator runs to the nearest floor, door is open and evacuate the passengers.
Passenger number limited	The number for loading room less elevator is limited on the traction machine top, can restrict the traction machine starts.



FUJI Escalator

Designing and Styles Mingled with Modern Atmosphere

FUJI serial escalator products are produced against international standard. It fully applies cover materials and advanced technology on escalator design and manufacture. It has the features such as smooth running, low noise, the durability, convenient repair, fine and exquisite structure, consummate fill-way, remarkable belt-way, attractive outline model, magnificent design style with gentle flavor. A safe, cozy and beautiful escalator can let you enjoy the pleasant and comfortable moment every day.



FUJI serial escalator get the fine and exquisite design, the unique properties, the sound energy-saving and environmental protection, the extraordinary quality. It serves the passengers by the secure, reliable, simple and prompt transport means. You can be not assured in using FUJI products. The diversified outside design remarkably merges itself and the architectures into one integrated mass.

Superior Performance of Escalator

- The those utilizes first class rectangle steel with unique structure, high-strength and rare anti-corrosion durable features.
- The overall design is concave and smooth and compatible.
- The advanced international (Mitsubishi) ensures the accuracy of steps.
- The large size diameter of step order operates minimizes the noise and prolongs the product life.
- The human-oriented handrail enhance is secured by brush.
- The skirt together with interior and outside deck uses stainless steel.
- Stamping stainless steel form panels are available with various varieties.
- It adopts belt bracing system controlled by sensing motor which makes smoothly and reliable.
- The super CPU main board monitors the operation in real time. If any abnormal situation occurs, it automatically brakes and records the malfunctions code.
- Customer can choose VVVF drive to control running speed, the energy saving performance is obvious. It can prolong product life and reduce the operation cost.

FUJI Escalator

Moving Walk



Perfect Model Brings about the Finer Riding Experience

The FUJI moving walk brings a new level of simplicity and comfort to shopping. It allows easy and safe access to all parts of the building, even when moving with a loaded cart or trolley.

Blending engineering knowhow and style, this reliable and durable product from FUJI, a globally recognized escalator and moving walk specialist, is an asset to any quality shopping experience.



FUJI Elevator
富士エレベーター

Superior Performances

1 Compact Structure, Ease Strain

Short pallety can greatly reduce space span, which can flexible fit the building structure and save the construction space for the customer. It comprised H version (horizontal), I version (inclined) and C version (compact) which can let the customer have a free choice on the original layout.



2 Conform to Quality/safety Standard

Slip-free grooves on pallet surface have an excellent slip-proof function which makes the ride save and comfortable. Slightly inclined combs can make thatyou easily get on and off. FUJI Elevator machine with complete powering function runs smoothly and drives efficiently. Advanced microcomputer controlling system can fully monitor the running status of the moving walk.

3 Stable and Reliable Investment

The pallet steadily connecting with the chain which makes the running more smoothly and quietly, thus the service life is extended and its maintenance can be easily conducted. Special designed big wheel handrail drive runs in low noise and big power, which improves the running condition of handrail, its life is hence prolonged. Unique tube structure has a big load capacity, which greatly improves the overall stability and service life.



4 Colorful Decoration

Various style handrails can meet personal demand in different environments. Beautiful stainless steel floor plate has a three-dimensional effect. Inner and outer decking adopts stainless steel.

5 Incomparable Economical

The moving walk fully utilizes advanced manufacturing process, greatly improves product performance and service life, the most direct result is that the operation cost of the customer is reduced. The optional "VF" drive technology, please great energy-saving, reducing the running cost to the maximum.

Safety Device

Safety Device of Escalator



Standard Safety Device

1 Lack of phase, wrong phase protection
If lack of phase or wrong phase has been occured out, the escalator (moving walk) will automatically stop the operation.

2 Motor overload protection
When the current exceeds 115% of the current rating, the escalator will automatically stop the operation.

3 Electrical appliance step protection
It offers the automatic circuit disconnecting device to protect the circuit from mainly components of the escalator (moving walk).

4 Handrail inlet protection
When some foreign substance had been clipped in the handrail inlet, the escalator (moving walk) will automatically stop the operation.

5 Comb-plate safety device
When some foreign substance has been clipped in or between the combs, the escalator (moving walk) will automatically stop the operation.

6 Step sagging protection device
When there is abnormal step sagging, the escalator (moving walk) will stop the operation before the step entering into the comb plate.

7 Broken drive-chain safety device
When the drive-chain had been over-stretched or is a broken, the escalator (moving walk) will automatically stop the operation.

8 Runaway step chain protection
When the step (pallet) chain has been over-stretched or it is broken, the escalator (moving walk) will automatically stop the operation.

9 Over-speed protection
When there is over-speed for the escalator (moving walk), it will automatically stop the operation.

10 Disruption-removal protection
When it causes the unintentional reversal of the direction of travel the escalator (moving walk), will automatically stop the operation.

11 Security key
The yellow-marked main security key is located in the front panel(on one two sides of the escalator step) so that the passengers will not need to manipulate the edge of the adjacent step and the 2P group lamp(green) light up(on). The security line of Audi sides of the step is higher than the tread surface. (The moving walk offers the optional yellow lamp-marked security key.)

12 Emergency stop button
When the button has been pressed down, the escalator (moving walk) will stop the operation.

Safety Device of Moving Walk

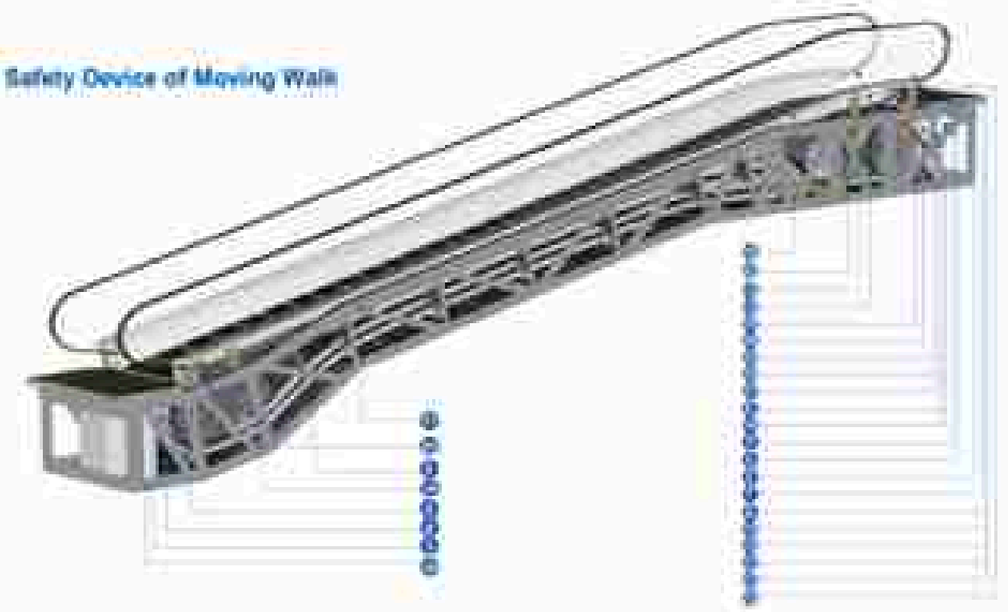

13 Skirt panel protection
When some foreign substance has been clipped in between the skirt plane and the step, the escalator (moving walk) will automatically stop the operation.

14 Brake protection
When the electric force fails short of supply or is one any of the safety device, the brake function goes into effect by the safety device through the spring resilience action. In the way, the escalator (moving walk) stop the operation.

15 Safety inspections switch
It is a safety device to prevent from the unsudden starting during the inspection and maintenance.

16 Step illumination
Illumination exists in the upper and lower ends of the escalator. In the inspection of the way in order to remind the passengers of the security matters.

17 Alarm bell starting device
The alarm bell rings when it starts the escalator in order to remind the passengers of the security matters.

18 Control device for handrail breakage
When the handrail is broken, the escalator will automatically stop the operation.

19 Handrail speed monitor
When the handrail speed enters into a lower than safety percentage, the escalator (moving walk) will stop the operation.

20 Skirt panel (brush)
It is a sensitive safety device. The brush that has been installed between the skirt panel and the step will prevent the passengers from touching the skirt panel. (It is not merely restricted to the escalator.)

21 Double independent control systems
It brings about the safer and the more stable operation band.

22 Step loss detection device
It fully allows to protect the passengers.

23 Travel guard switch
When it opens the main door mechanism the escalator, the escalator stops and is under security condition.

24 Detection of brake distance
If breaking distance is 1.2 times longer than stipulation of national standard, after trouble sorting and reset, it starts again. If necessary, please check missing system before manual reset and apply corrective measures.

25 Brake release detection
Brake pulling detection sensor prevents from the motor running without brake release so that it avoids running the motor of the escalator.

Optional Safety Device

26 Emergency brake
It prevents from the escalator while and becomes the human-security in case of the time (Can breakage or the out-of-action of the brake. (It shall be discussed when the) It is standard configuration of moving walk.)

27 Fire-proof hoting door device
When the device comes into action, it can stop the escalator (moving walk) operation. (It has been installed over the escalator (moving walk).

28 Lower machine room drain
When it exceeds the standard to water inside in the lower machine room, it will operate the automatic drain system. (optional type)

Standard Functions



Skirt Panel Brush

The skirt board brushes, mounted on both sides of the skirt boards and located above the steps, can not only avoid the passengers' shoes to collide on the skirt boards but also effectively avoid the entry of foreign objects into the steps.



Handrail Inlet

The escalator is richly endowed with the intelligence and popularity by the novel, distinctive, elegant, tensile and modernized streamline handrail inlet and outlet design model. It appears to be more beautiful in the outer appearance. It displays the noblemen and imposing manner of the conveying constructions.



Automatic Oiling

PLC control automatic oiling and lubricating system fulfills the ideal automatic lubrication to the transmission chain during the running process of the escalator. It not only reduces the daily repair and maintenance work load, but also prolongs the service life of the driving mechanism.



Side Guide High Accuracy Step Guide Rail System

High rigidity big profile guide rail with noise used as noisemaker step positioning, guarantee the minimum gap between the skirt and step, decrease the possibility of objects clamp in between.



Driver Protection Strand Breaks

When the drive chain pressure tensile fracture, the escalator stops automatically to protect the safety.



FUJI Elevator
富士エレベーター

Outstanding Technology

Ecological Design for Efficiency

- Energy efficient and user-friendly stand-by speed to enhance energy effectiveness.
- Automatic electrolyte.
- Absolute ecological and fire safety. With lubrication free chain.
- Advanced components to give a lifetime of severe performance.
- FUJI expertise and know how in maintenance and service.

Fault Display

When some defect takes place, the trouble code will be displayed in the defect system. It ensures the effective and accurate trouble position within the shortest time possible. In this way, it greatly enhances the repair and maintenance efficiency.



Fault Display

Handrail Speed

When handrail running speed and running speed ratio exceeds upwards system siddings, escalator stopped running.



Handrail Speed



Handrail Color

Black/Red/Gray



The Glass Wainscot Color

Colorless and transparent (standard)



Balustrade Height

(1000mm is standard specification)



Outstanding **Technology**

Energy Saving Operation Modes

It can adopt variable frequency control in the automatic starting mode to fulfil the energy saving.

Standard Offering Has High End Finishes

- Eye-catching yellow plated comb makes the risk of equipment more safe and more easy.
- 3mm thick skirt panel decreases the distortion and distortion material ensures less friction between stirring and step.

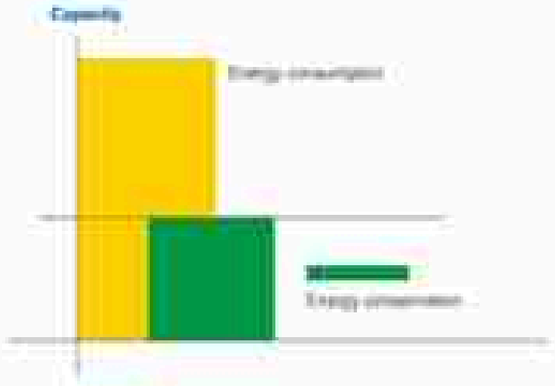

Illumination for the Passengers

Green light softly seems out from the space between the engaged teeth of the two neighboring steps to remind the passengers to be aware of the wide sections both at the entrance and exit, resulting in increased security for the passengers.

Skirt-board Lighting

Two sides LED lighting lamp with the case effect on the evening of step running.



Optional Function

Comb lighting

Lighting was installed near the apron panel beside the comb plate, to provide lighting for the steps and the comb plate to facilitate passengers safe ride.



Running Direction Indication

The running direction and forbidden display must have been placed in the inlet and outlet of the handrail. The obvious running or forbidden instruction ensures the safe riding of the passengers with great ease.



Heating Device

Each escalator usually installs three heating devices. One is beside the heat in the upper machine room. It mainly heats the heat. The second is installed in the mid escalator. And the third is in the lower part. It mainly heats the whole escalator.



Voice HMI System

When installed in the entrance for passengers, the voice prompts to take precaution.



Handrail Color (Optional)



Strategic **Planning**



FUJI Elevator
富士エレベーター

Feasible **Design Plan**



Single unit



Continuous arrangement
(one-way traffic)

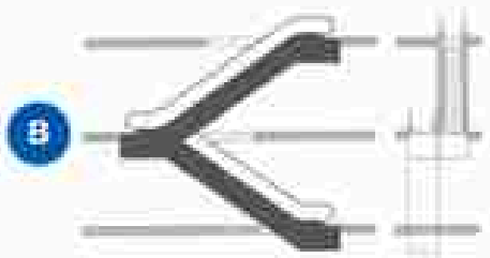

Interrupted arrangement
(one-way traffic)



Crisscross, continuous arrangement
(two-way traffic)



Parallel, interrupted arrangement
(two-way traffic)



Small Machine Room Elevator
Construction Layout Drawing

Shaft elevation



Machine room layout drawing



Shaft layout drawing



Small Machine Room Elevator Specifications

Persons	Rated capacity (kg)	Rated speed (m/s)	Net area of car (mm) (1.0 m² = 10.8 sq ft)	Hoistway dimensions (mm) (1.0 m = 3.28 ft) (P: Center opening)	Shaft size (mm) (1.0 m = 3.28 ft)	Machine room size (mm) (1.0 m = 3.28 ft)	Reference load (kg)
6	450	1.0	1100×1400	1800×2100	2200×1500	2200×1500	2000
8	600	1.0	1350×1400	2050×2100	2450×1750	2450×1750	2600
10	800	1.0	1600×1600	2300×2300	2700×1950	2700×1950	3000
13	1000	1.0	1600×1850	2300×2550	2700×2150	2700×2150	3600
		1.6	1700×1850		2700×2150	2700×2150	
		1.75	Passenger side elevation		Passenger side elevation	Passenger side elevation	
15	1275	1.0	1600×1850	2300×2550	2700×2150	2700×2150	4500
		1.6					
		1.75					
18	1350	1.0	1600×1850	2300×2550	2700×2150	2700×2150	5400
		1.6					
		1.75					
21	1600	1.0	1600×1850	2300×2550	2700×2150	2700×2150	6300
		1.6					
		1.75					
		1.0	1800×1850				
		1.6	1800×1850				
		1.75					
26	1950	1.0	1800×2050	2500×2750	2900×2350	2900×2350	7800
		1.6					
		1.75	1800×2050		2900×2350	2900×2350	8400

Note: Entry for reference. Read instructions shared before worked.

Machine Roomless Elevator
Construction Layout Drawing

Shaft elevation



Overhead floor layout drawing



Shaft layout drawing

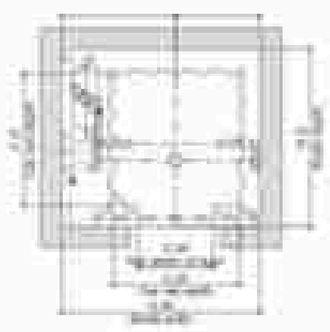

Machine Roomless Elevator Specifications

Persons	Rated capacity (kg)	Rated speed (m/s)	Net area of car (mm) (1.0 m² = 10.8 sq ft)	Hoistway dimensions (mm) (1.0 m = 3.28 ft) (P: Center opening)	Shaft size (mm) (1.0 m = 3.28 ft)		
6	450	1.0	1100×1400	1800×2100	2200×1500	2400	2100
8	600	1.0	1350×1400	2050×2100	2450×1750	2650	2350
		1.6				2650	2350
10	800	1.0	1600×1600	2300×2300	2700×1950	2900	2600
		1.6				2900	2600
		1.75				2900	2600
13	1000	1.0	1600×1850	2300×2550	2700×2150	2900	2600
		1.6				2900	2600
		1.75				2900	2600
15	1275	1.0	1600×1850	2300×2550	2700×2150	2900	2600
		1.6				2900	2600
		1.75				2900	2600
18	1350	1.0	1600×1850	2300×2550	2700×2150	2900	2600
		1.6				2900	2600
		1.75				2900	2600
21	1600	1.0	1600×1850	2300×2550	2700×2150	2900	2600
		1.6				2900	2600
		1.75				2900	2600
26	1950	1.0	1800×2050	2500×2750	2900×2350	3100	2800
		1.6				3100	2800
		1.75				3100	2800

Note: Entry for reference. Read instructions shared before worked.

Bed Elevator
Construction Layout Drawing

Shaft elevation



Overhead floor layout drawing

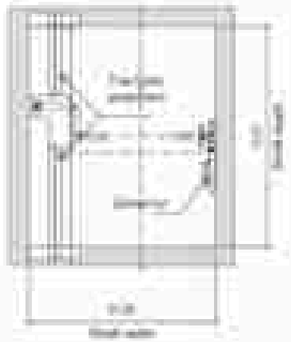

Shaft layout drawing



Note: The diagram shows examples relating [illegible] details. Please refer to the specification regarding [illegible] specifications of the [illegible].

Machine Room/ Machine Roomless Bed Elevator Specifications

Persons	Rated capacity (kg)	Rated speed (m/min)	Car size W x D x H (mm)	Hoistway size W x D (mm)	Shaft type (mm)			Machine room dimensions (mm)	
6*	560	45 60 (50 Hz) 75 90	1400x2000x2400	1700x2150	2200x2400	4100 4100 4600 4600	1400 1800 1400 1800	2200x2400	2400
8	800	45 60 (50 Hz) 75 90	1600x2000x2400	1900x2150	2400x2400	4100 4100 4600 4600	1400 1800 1400 1800	2400x2400	2400
10	1000	45 60 (50 Hz) 75 90	1750x2000x2400	2050x2150	2550x2400	4100 4100 4600 4600	1400 1800 1400 1800	2550x2400	2400

Note: (Only for reference. Shaft depth/Machine room dimension follow car load.)

Villa Elevator
Construction Layout Drawing

Shaft elevation



Shaft layout drawing

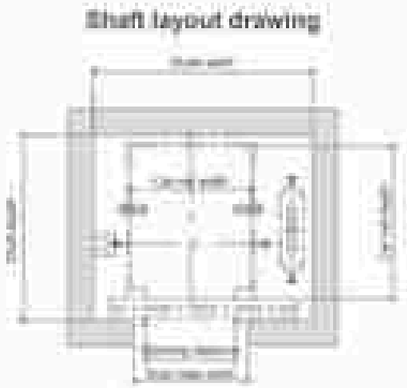

Villa Elevator Specifications

Persons	Rated capacity (kg)	Rated speed (m/min)	Min. size of car (mm) W (Min.) x D (Min.) x H*	Min. size of shaft (mm) W (Min.) x D (Min.) (2-Panel Opening)	Shaft size (mm)		
3	200	0.4/1.0	800x700x2200	1700x2050 (Diagonal opening)	1700x1400	2600	600
4	320	0.4/1.0	900x1000x2200	1700x2050	1700x1400	2600	600
5	400	0.4/1.0	1100x1000x2200	1900x2050	1900x1400	2600	600
6	450	0.4/1.0	1200x1000x2200	1900x2050	1900x1400	2600	600
8	630	0.4/1.0	1400x1000x2200	2050x2050	2050x1400	2600	600

Note: (Only for reference. Shaft dimension follow car load.)

Semicircle Panoramic Elevator
Construction Layout Drawing

Shaft elevation

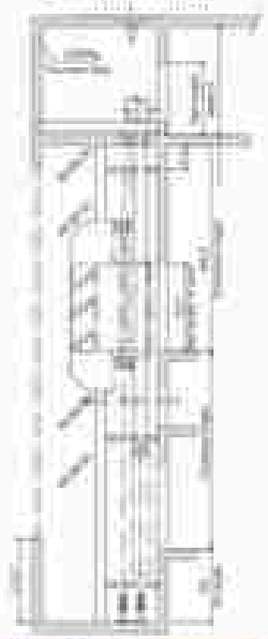

Overhead floor layout drawing



Shaft layout drawing

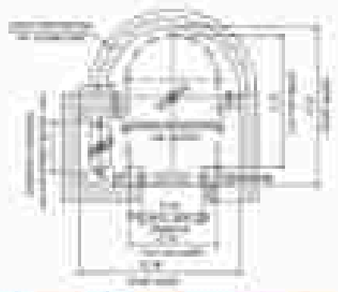

Semicircle Machine Room or Machine Roomless Elevator Specifications

Persons	Rated capacity (kg)	Rated speed (m/min)	Hoistway size (mm)	Machine room size (mm) (Unit: A × B)	Shaft size (mm)			Overhead size (mm)	
			(Unit: C × D)	(Unit: E × F)	(Unit: G × H)	(Unit: J × K)	Pit	(Unit: L × M)	(Unit: N)
8	640	60 (75) 90 105 120	1,400×1,900	2,100×2,100	2,000×2,100	1,600×1,600 1,700×1,700 1,800×1,800 1,900×1,900 2,000×2,000	1,100 1,200 1,300 1,400 1,500	2,200×2,100	2,500
12	960	60 (75) 90 105 120	1,600×1,900	2,300×2,100	2,200×2,100	1,800×1,600 1,900×1,700 2,000×1,800 2,100×1,900 2,200×2,000	1,100 1,200 1,300 1,400 1,500	2,400×2,100	2,500
13	1040	60 (75) 90 105 120	1,600×1,900	2,300×2,100	2,200×2,100	1,800×1,600 1,900×1,700 2,000×1,800 2,100×1,900 2,200×2,000	1,100 1,200 1,300 1,400 1,500	2,400×2,100	2,500
16	1280	60 (75) 90 105 120	1,600×2,100	2,300×2,300	2,200×2,300	1,800×1,800 1,900×1,900 2,000×2,000 2,100×2,100 2,200×2,200	1,100 1,200 1,300 1,400 1,500	2,400×2,300	2,500
18	1440	60 (75) 90 105 120	1,600×2,100	2,300×2,300	2,200×2,300	1,800×1,800 1,900×1,900 2,000×2,000 2,100×2,100 2,200×2,200	1,100 1,200 1,300 1,400 1,500	2,400×2,300	2,500
21	1680	60 (75) 90 105 120	1,800×2,100	2,500×2,300	2,400×2,300	2,000×2,000 2,100×2,100 2,200×2,200 2,300×2,300 2,400×2,400	1,100 1,200 1,300 1,400 1,500	2,600×2,300	2,500
26	2040	60 (75) 90 105 120	1,800×2,100	2,500×2,300	2,400×2,300	2,000×2,000 2,100×2,100 2,200×2,200 2,300×2,300 2,400×2,400	1,100 1,200 1,300 1,400 1,500	2,600×2,300	2,500

Note: Only for reference, final manufacturer drawing follow contract

Square Panoramic Elevator
Construction Layout Drawing

Shaft elevation



Overhead floor layout drawing



Shaft layout drawing



Square Machine Room, Machine Roomless Panoramic Elevator Specifications

Persons	Rated capacity (kg)	Rated speed (m/min)	Hoistway size (mm) (Unit: A × B)	Machine room size (mm) (Unit: C × D)	Shaft size (mm)		
					(Unit: E × F)	(Unit: G)	(Unit: H)
8	640	60 (75) 90 105 120	1,400×1,900	2,100×2,100	2,000×2,100	2,000 2,100 2,200 2,300 2,400	2,500
9	720	60 (75) 90 105 120	1,400×1,900	2,100×2,100	2,000×2,100	2,000 2,100 2,200 2,300 2,400	2,500
12	960	60 (75) 90 105 120	1,600×1,900	2,300×2,100	2,200×2,100	2,000 2,100 2,200 2,300 2,400	2,500
13	1040	60 (75) 90 105 120	1,600×1,900	2,300×2,100	2,200×2,100	2,000 2,100 2,200 2,300 2,400	2,500
16	1280	60 (75) 90 105 120	1,600×2,100	2,300×2,300	2,200×2,300	2,000 2,100 2,200 2,300 2,400	2,500
18	1440	60 (75) 90 105 120	1,600×2,100	2,300×2,300	2,200×2,300	2,000 2,100 2,200 2,300 2,400	2,500
21	1680	60 (75) 90 105 120	1,800×2,100	2,500×2,300	2,400×2,300	2,000 2,100 2,200 2,300 2,400	2,500
26	2040	60 (75) 90 105 120	1,800×2,100	2,500×2,300	2,400×2,300	2,000 2,100 2,200 2,300 2,400	2,500

Note: Only for reference, final manufacturer drawing follow contract

Freight Elevator
Construction Layout Drawing

Shaft elevation

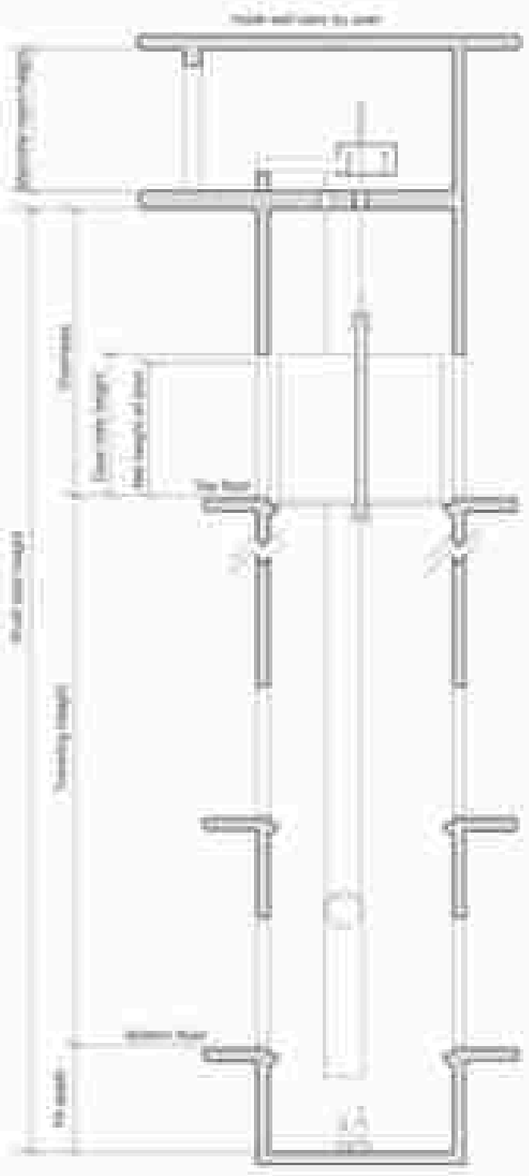

Machine room layout drawing



Shaft layout drawing



The work owner and civil construction contractor should do:

- 1. All the constructions in the shaft should be fireproofing. Extra holes such as equipments and power which have nothing to do with elevator are forbidden.
- 2. Shaft should be vertical and the horizontal axis should be the minimum clearance size. The vertical error should more than.
- 3. If the space below the bottom of pit can be reached, counterweight buffer should be fixed in the firm center of pit, or please use the elevator manufacturer for the installation of counterweight safty gear.
- 4. Before the installation, all the landing door hatch should have at least 1.2 meter safe guard fence. And the strength should be confirmed.
- 5. Enclosed shaft should set ventilations according to the requests (generally in the top and bottom of the shaft). The size should not less than 1% of horizontal area of the shaft. And protective nets are needed.
- 6. After the finish of installation, elevator hall doors, hall indicators reserved holes and other reserved holes should be filled.
- 7、Shaft (preferably in reinforce concrete construction. If the shaft is frame construction, we should install reinforce concrete beam 300mm tall and as wide as shaft at girder-net boarder. If the construction is solid bad bearing brick wall, we need to install the same beam on the top and bottom of hall doors reserved holes.
- 8. When the distance between two neighbouring door sills surpass 11 meters, we need to set a safty door opened to maintainers only. The size should not less than 350mm width and 1800mm height.
- 9. Pit should be waterproof. If open a needle ash it in the corner.
- 10. According to the requests of technical parameter, to put power supply into machine room, install protective switch and lock. The wave range should not surpass ±7%. 2mm line and earthing cable should be established. And ground impedance value should no more than 4.
- 11、The temperature in machine room should keep in 5-40℃ degree. Machine room should be plain and rain tight at least 1.000lang.m. When the floor in machine room is uneven and the discrepancy is more than 200mm, door of footstep with guard rail is required.
- 12. User should get manual dutycycle and lay one key table after for every machine room (we recommend). The shaft should be 0.75 square millimeter at most.

Freight elevator specifications

Load (kg)	Speed (m/s)	Distance from center of car width to guide rail (mm)	Car inner opening width & height (mm)	Shaft (Hoistway) dimension			Machine room (MR) size (mm) width & depth & height	Door open type
				width & depth	Car	Unit		
630	0.5	1200<1500≤2000	1100×2100	2200×1800	4200	1700	2500×5000×2200	Two panel side opening
1000	0.5	1200<1500≤2000	1400×2100	2500×1800	4200	1700	3000×5000×2200	Two panel side opening
2000	0.5 0.75	1500<1800≤2000	1700×2100	2700×2000	4200 4500	1700 1800	3000×5000×2200	Two panel side opening
	1.0 1.5 2.0 2.5		1400×2100×2300	2500×2000	4500 4500 4500 4500	1800 1800 1800 1800		Three panel vertical opening
3000	0.75 1.0	1500<1800≤2000	1700×2100×2300	2700×2400	4500 4500	1800 1800	3000×5000×2200	Three panel vertical opening
4000	1.0	2000<2300≤2500	1900×2100×2300	2900×2400	4500	1800	3000×5000×2200	Three panel vertical opening
5000	0.75 1.0	2000<2300≤2500	2300×2100×2300	3200×2400	4500	1800	3500×5000×2200	Four panel vertical opening

Note: Only for reference, final manufacturer please follow contract.

Machine Roomless (MRL) Freight Elevator
Construction Layout Drawing

Shaft elevation

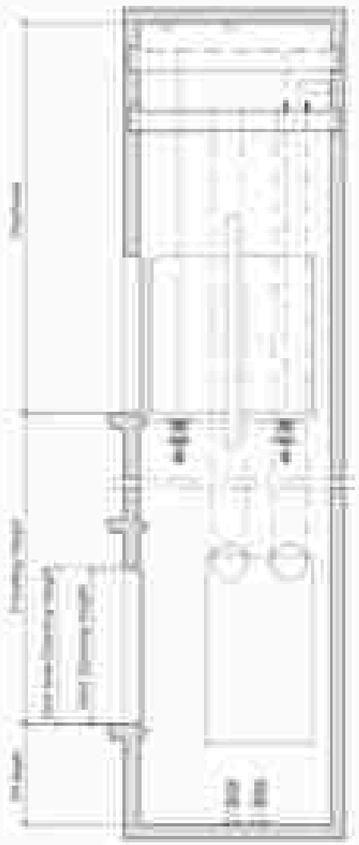

Machine room layout drawing



Shaft layout drawing

Machine Roomless (MRL) Freight Elevator Specifications

Load (kg)	Speed (m/s)	Car inside size (mm) width x depth x height	Well-way opening width x height (mm)	Shaft Size			Door Open Type
				width x depth (mm)	CW	CWT	
1000	0.5 0.75 1.0 1.5	1200×1800×2200	1250×2100	2350×2200	1400 1600 1800 1800	1400 1400 1600 1600	Two panel side opening
2000	0.5 0.75 1.0 1.5	2400×2400×2200	1250×2100	2700×2800	2400 2400 2400 2400	1600 1600 1600 1600	Two panel side opening
3000	0.5	3400×2700×2200	1800×2100	3700×3000	3000	1800	Four panels middle opening
4000	0.5	3400×3400×2200	2400×2400	4100×3800	3100	1800	Four panels middle opening

Note: Only for reference. Shall manufactory please follow contract.

Car Elevator
Construction Layout Drawing

Shaft elevation



Machine room layout drawing



Shaft layout drawing



Car elevator specifications

Load (kg)	Speed (m/s)	Door open type	Well-way opening width x height (mm)	Car inside size (mm) width x depth x height (mm)	Shaft Size (mm)			Machine room size (mm) width x depth x height (mm)
					width x depth (mm)	A	B	
3000	1.0/1.5	Four Panel Center Opening	1250×2100	2700×1800×2200	4700×3400	3000	3000	6100×6700×2200
5000	1.0/1.5	Four Panel Center Opening	1800×2100	3000×2100×2200	4700×3700	3000	3000	6700×7400×2200

Machine roomless car elevator specifications

Load (kg)	Speed (m/s)	Door open type	Well-way opening width x height (mm)	Car inside size (mm) width x depth x height (mm)	Shaft Size (mm)		
					width x depth (mm)	W1	W2
3000	1.0/1.5	Four Panel Center Opening	2400×2200	2700×1800×2200	4200×4400	2400	1600
5000	1.0/1.5		2800×2200	3000×2100×2200	4600×4700		

Note: Only for reference. Shall manufactory please follow contract.

Hydraulic Elevator
Construction Layout Drawing

Shaft elevation



Shaft layout drawing

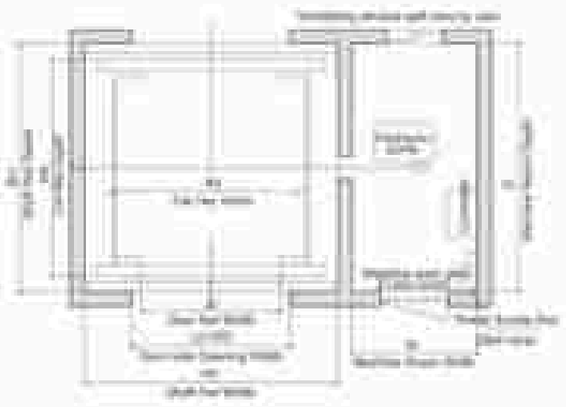

Hydraulic Elevator Specifications

Load No.	Speed (m/s)	Door Open Type	Well Door Opening (mm)	Entrance Door Opening (mm)	Shaft Well Size (mm)			Machine Room Well Size (mm)
					Location	PIT	Top	Dimensions
1000	0.3/0.5	Two Panel Side Opening	1000×2100	1800×2400	2400×2100	1500	3000	2000×2100×2000
2000		Two Panel Side Opening	1000×2100	2000×2400	3000×2400			2200×2400
3000		Four Panel Center Opening	1000×2100	2100×2400	3800×2400	1500	3000	2200×2400
5000		Four Panel Center Opening	2000×2200	2800×2400	4200×2800			2800×2200

Note: Only for reference. Final manufacture please follow contract.

Dumbwaiter Elevator
Construction Layout Drawing

Shaft elevation

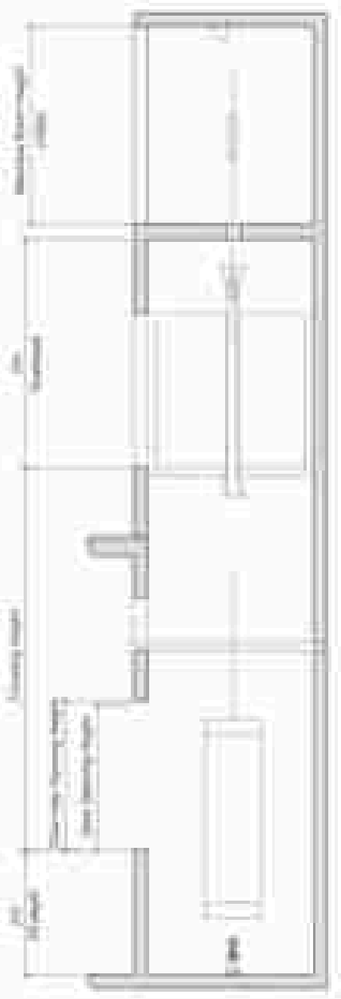

Machine room layout drawing

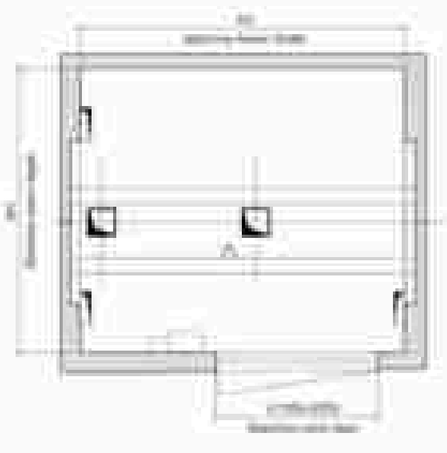

Shaft layout drawing

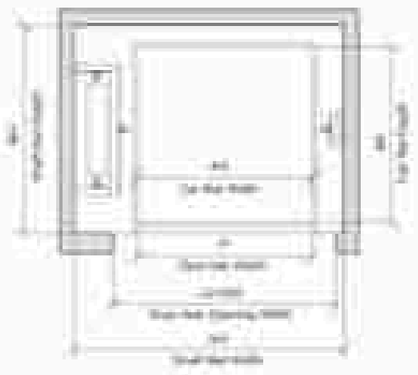

Dumbwaiter elevator specifications

Load No.	Speed (m/s)	Well Door Opening Width x Height (mm)	Door Open Type	Cab Well Door Width x Height (mm)	Shaft Well Size (mm)		
					width x depth (mm)	PIT	Top
100	0.4	700×1000	Lateral straight opening	700×1200	1200×1400	1000	2000
200		800×1000	Lateral straight opening	800×1400	1000×1400	1000	2000
250		1000×1200	Lateral straight opening	1000×1400	1200×1200	1000	2000
300	0.4/1.0						

Note: Only for reference. Final manufacture please follow contract.

30° Escalator
Construction Layout Drawing

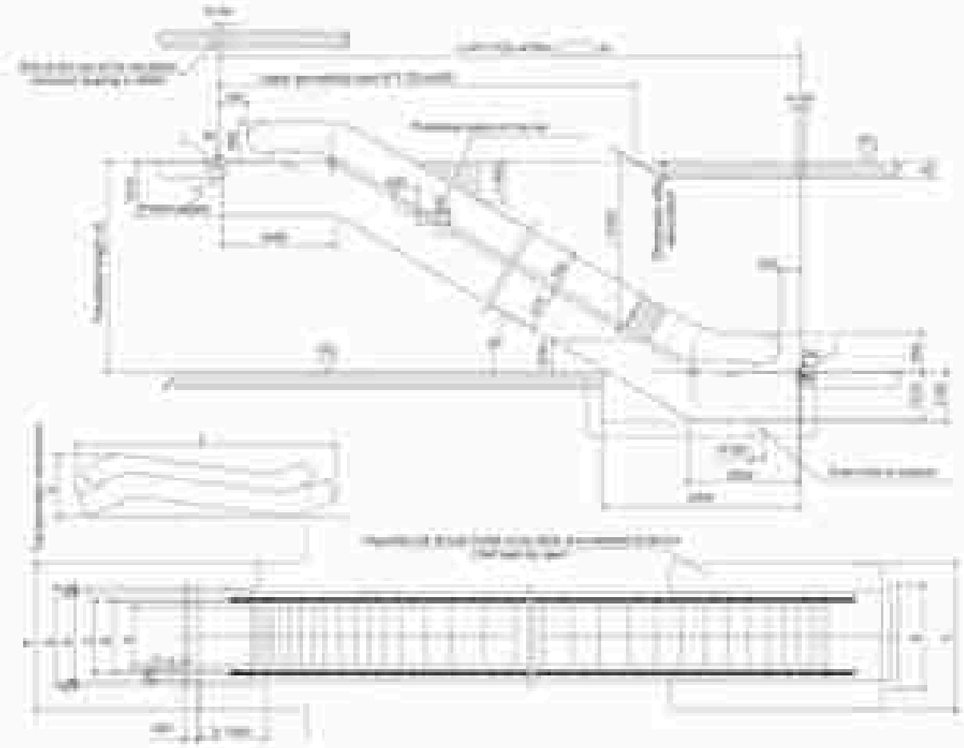



Instruction

1. When the escalator is set installed above the ground floor, Don't have a pit. Lower machine must be built into flooring.
2. Keep the sufficient space at both EXIT and ENTRANCE of escalator. The width must be less than 1.2M. The depth from handrail part inserted and to the front obstacle must be not less than 2.0M.
3. Space between handrail part of escalator and obstacle must be not less than 0.4m.
4. Steps No. 1&11 to 10. Each is the table.
5. By the way to provide a grounding resistance of less than a ohms.
6. Provide by law to the main switch of the power requirements of 3 phase 3 wires.
7. All the dimensions are measured by mm.

35° Escalator
Construction Layout Drawing

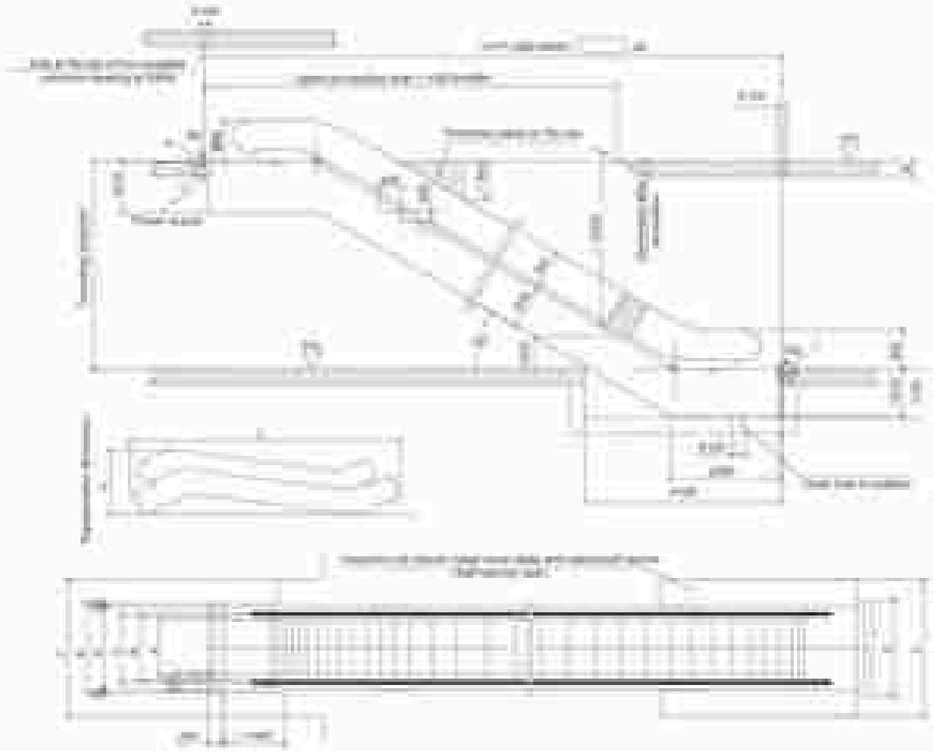

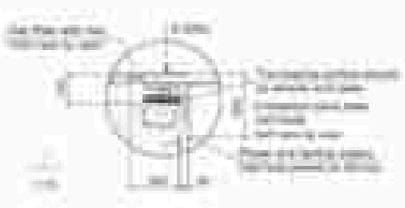

Instruction

1. When the escalator is be installed and do not require floor. Don't have a pit. Lower machine must be inserted between up and down.
2. Keep the sufficient space at both EXIT and ENTRANCE of escalator. The width must be less than 1.2M. The depth from handrail part inserted and to the front obstacle must be not less than 2.0M.
3. Space between handrail part of escalator and obstacle must be not less than 0.4m.
4. Steps No. 1&11 to 10. Each is the table.
5. By the way to provide a grounding resistance of less than a ohms.
6. Provide by law to the main switch of the power requirements of 3 phase 3 wires.
7. All the dimensions are measured by mm.

Large Height Escalator
Construction Layout Drawing

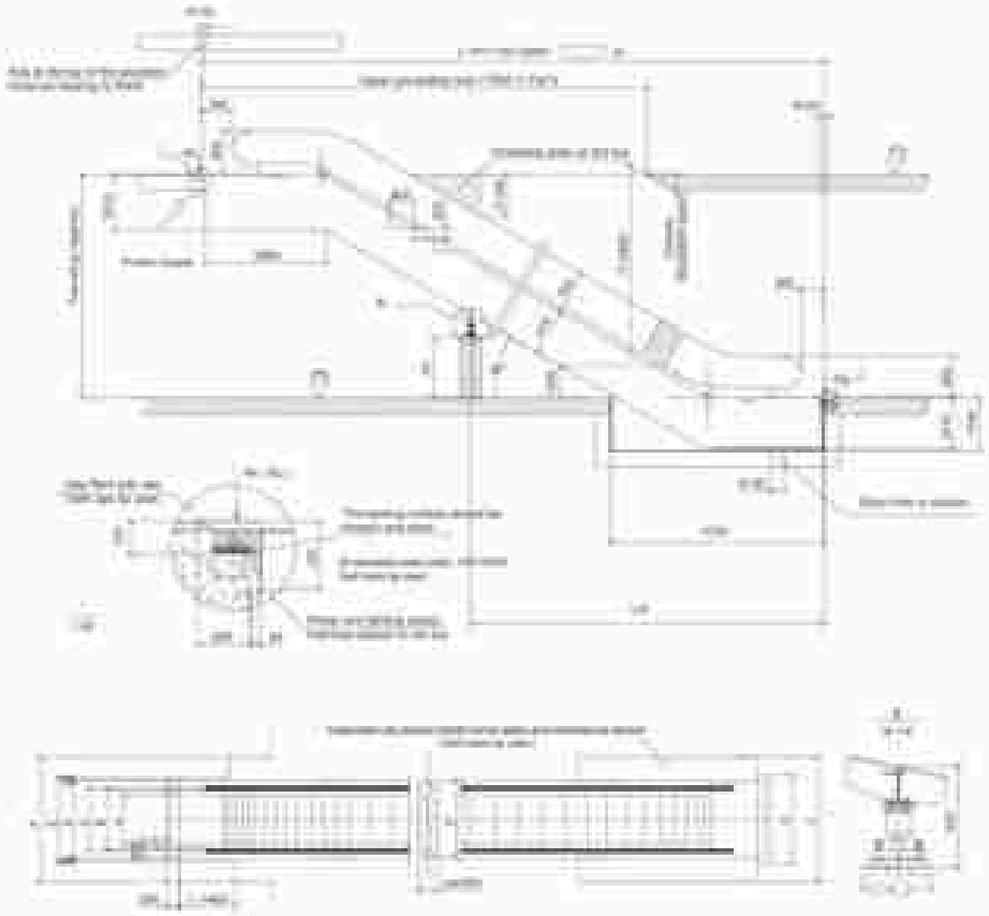

Motive power rating	Traveling height (Step width 1000)	mm	Traveling height (Step width 800)	mm	Traveling height (Step width 600)	mm
	6m/min	5	6m/min	5	Main line	5
	4.5m/min	10	6m/min Step	10	7.5m/min	10
45kW	4500	5100	5,200	4800	4800	5100
30kW	3000	3600	3,600	3400	3400	3700
Step number	14	16	17	21	21	21

Note

1. When any traveling height of more than 6,000 mm (236), usually supporting beams are required. For details of main bearing beams, height of needed supports (1,000 mm (39) 2. Bearing capacity of main support beam: 1,500 kg/m² (307 lb/ft²) 3. Bearing capacity of landing support: 1,500 kg/m² (307 lb/ft²) (Also supply 800 mm (31.5in) wood flooring over the landing support) 4. Machine room temperature: 5 to 40°C (41 to 104°F) 5. Power supply: Refer to the wiring diagram 6. Starting current: 6 times the rated current 7. In normal situation, the voltage between UV2 when running. The max. leakage current should not 3.5 times rated value.

Instruction

1. When any escalator or any passing above the ground floor, don't have any required drawing, mark the supports between as one drawn.
2. Refer to a sufficient space as each 0.001 and 0.0078m/s2/S, or available. Any width must be less than 1/30. The figure is not covered with concrete and to Top Run's applicable study do not face than 2000.
3. Space between machine pit wall or escalator and escalator must be not less than 50cm.
4. Where (2) 100 or not TUV, face in the gallo.
5. As the step as possible, a processing specimens at less than in above.
6. Provide by user: 1) Top main switch, 2) Two power requirements of 3 storage 3 wires.
7. All dimensions are approximately this.

12° Moving Walk
Construction Layout Drawing



	Traveling height	mm	Traveling height	mm
Main machine drive	3,000 (9ft10)	3	3,000 (9ft10)	3
	4,000 (13ft1)	4	4,000 (13ft1)	4
	5,000 (16ft5)	5	5,000 (16ft5)	5
	6,000 (19ft8)	6	6,000 (19ft8)	6
	7,000 (22ft11)	7	7,000 (22ft11)	7
Upper supporting height m/f	Motor line Answering height: 4000 m — When we assume gap and center diagram line supporting height is m/ mm (ft/in)			
Lower supporting height m/f	Motor line Answering height: 4000 m — When we need to over start station machine. The traveling height of 6.0 mm is 2,000 (6ft7) , start second one at 1,000 (3ft3.5in)			
Lower supporting height m/f				
Power supply	Over usually is usually 380V or 50Hz three-phase. Two-wire, power supply voltage should of 3 when starting load at rate start and the voltage should not at a normal operation, maximum starting current should less than 3.0 times of rated current.			

Terminals name		
The angle a	12°	
Speed v	0.5m/s	
Step width A	1000	800
Handrail face center distance B	1135	935
Handrail center distance C	1010	810
Balustrade width D	1000	1000
Supporting force weight E	4000	4000
Balustrade top height F	1010	1010
Lift width G	1920	1480
Support reaction force at "Min"	6.000kg/1.1m	6.000kg/1.1m
Support reaction force at "Max"	14.000kg/2.5m	14.000kg/2.5m
Support reaction force at "Min"	2.310 (1.1)	2.310 (1.1)
Support reaction force at "Max"	4.410 (2.5)	4.410 (2.5)

Notes

1. When the moving walk is installed in the ground floor, keep above, after operation, that the below working of moving conveyor device or synchronizer. 2) Sufficient protection space is needed at entrance and exit of moving walk. The width should not less than 1,010 mm, the depth from machine from balustrade edge to any barrier should complete the 2000. 3) The distance between moving walk and wall barrier around 4000. 4) Inlet needs to install a work connection equipment with motorized door from 4 work. 5) When the traveling height 7500(m) cannot to support (5). So, 6) When the traveling height (Min) 7500(m) we only need to support (5) and (7) (2) (4). 7) When the traveling height 4000 m and 6000 m we need to support (2), for (m) (1) (2) (3) (4) (7). 8) This plan is current. (2) between moving walk construction side. 9 The handle rollers such not be extended, please contact Technology Department of FUJI elevator co., ltd. 10 The unit is that plan in millimeter. We reserve right to change without prior notice.

0° Moving Walk
Construction Layout Drawing



Type code	Unit			
Quantity of pallet board (number)	width	mm	feet	inches
Escalator nominal rise (m)	H1	m	ft	ft
	H2	m	ft	ft
	H3	m	ft	ft
	H4	m	ft	ft
	H5	m	ft	ft
Power supply	Power current	Standard length L		Optional length L
		Upper machine	Intermediate	Upper machine / Intermediate

Technical data		
Type number	FJT	
Speed m/s	0.75m/s	
Pallet type	Aluminum alloy, Galvanized steel plate(Corrugated, Grooved)	
Pallet width W	1000	800
Horizontal center distance W	1016	1016
Moving path clearance width C	1001	1001
Handrail height H	2100	2100
Escalator pallet/floor angle	Length L	
Pallet inner radius	1000	800
Pallet/Balustrade		
Balustrade/skirt width		1400
Balustrade/skirt distance	0000	
Pallet/skirt gap	0000	
Balustrade/skirt distance	0000	
Power supply	Power supply voltage, frequency, etc. (Only those of the same power supply voltage and frequency can be connected in parallel.) Power capacity (Including those for lighting, air conditioning, etc.) Power supply equipment (Transformer, etc.) Wiring to power supply	

Notes

1. Within the operating environment temperature range of 5° (relative to room/floor) / static ambient humidity 30 - 95% (relative to room/floor) / static ambient humidity 30 - 95% (relative to room/floor) / static ambient humidity 30 - 95%



Enjoyable **Service**

Full Service, Heart-to-heart Connection

Our service should not only ensure your security, but also guarantee your investment in the equipment aspects. The true service is to foresee and satisfy the special requirements from valid customers because the service's definition varies according to the customer's demands. Therefore we should have the assistance and characteristic methods to satisfy these requirements.



The Nation Wide After-sale Service Network

FUJI elevator sets up many branches in the main domestic cities. We provide the local customers with first time response at the first time and prompt replacement parts supply.

24-hour Emergency Repair Service

In order to urgently remove the problems, FUJI elevator specially sets 24-hour customer hotline. We will provide you with aid and service at first time.



